



SOUTH CAROLINA BASEBALL

South Carolina Baseball Contact: Kent Reichert - (803) 777-5257 - kent2@mailbox.sc.edu

2019 SOUTH CAROLINA SCHEDULE

FEBRUARY (3-1)

15	LIBERTY (SECN+)	L, 5-6 (11)
16	LIBERTY	W, 13-7
17	LIBERTY (SECN+)	W, 3-2
19	WINTHROP	W, 8-6
20	PRESBYTERIAN (SECN+)	CCD
22	UTAH VALLEY (SECN+)	4 p.m.
23	UTAH VALLEY (SECN+)	2 p.m.
24	UTAH VALLEY (SECN+)	1:30 p.m.
26	APPALACHIAN STATE	4 p.m.

MARCH

1	at Clemson	6 p.m.
2	vs. Clemson (Fluor Field)	1 p.m.
3	CLEMSON (SECN+)	1 p.m.
5	THE CITADEL (SECN+)	7 p.m.
6	GARDNER-WEBB (SECN+)	7 p.m.
8	VALPARAISO	7 p.m.
9	VALPARAISO	4 p.m.
10	VALPARAISO	1:30 p.m.
12	at The Citadel	7 p.m.
15	GEORGIA* (SECN+)	7 p.m.
16	GEORGIA* (SECN+)	4 p.m.
17	GEORGIA* (SECN+)	1:30 p.m.
19	at Furman	6 p.m.
22	at Tennessee* (SECN+)	6:30 p.m.
23	at Tennessee* (SECN+)	6 p.m.
24	at Tennessee* (SECN+)	2 p.m.
26	NORTH CAROLINA A&T (SECN+)	7 p.m.
29	AUBURN* (SECN+)	7 p.m.
30	AUBURN* (SEC Network)	1 p.m.
31	AUBURN* (SEC Network)	12 p.m.

APRIL

2	vs. N.C. State (BB&T Ballpark)	7 p.m.
4	at Alabama* (SEC Network)	7 p.m.
5	at Alabama* (SEC Network)	7 p.m.
6	at Alabama* (SECN+)	2 p.m.
9	CHARLOTTE (SECN+)	7 p.m.
11	at Florida* (ESPNU)	7:30 p.m.
12	at Florida* (SECN+)	6:30 p.m.
13	at Florida* (SECN+)	3:30 p.m.
16	vs. North Carolina (BB&T Ballpark)	7 p.m.
18	TEXAS A&M* (SECN+)	7 p.m.
19	TEXAS A&M* (SECN+)	7 p.m.
20	TEXAS A&M* (SEC Network)	4 p.m.
23	vs. Charleston Southern (SRP Park)	7 p.m.
26	at Missouri* (SECN+)	7:30 p.m.
27	at Missouri* (SECN+)	7:30 p.m.
28	at Missouri* (SECN+)	3 p.m.

MAY

3	VANDERBILT* (SECN+)	7 p.m.
4	VANDERBILT* (ESPNU)	8 p.m.
5	VANDERBILT* (SECN+)	1:30 p.m.
8	FURMAN (SECN+)	7 p.m.
10	KENTUCKY* (SEC Network)	7 p.m.
11	KENTUCKY* (SEC Network)	12 p.m.
12	KENTUCKY* (SEC Network)	12 p.m.
14	USC UPSTATE (SECN+)	7 p.m.
16	at Mississippi State* (SECN+)	7:30 p.m.
17	at Mississippi State* (SECN+)	7:30 p.m.
18	at Mississippi State* (SECN+)	2 p.m.
21-26	at SEC Tournament (Hoover, Ala.)	TBA
31-3	NCAA Regionals	TBA

JUNE

7-10	NCAA Super Regionals	TBA
15-26	College World Series (Omaha, Neb.)	TBA

All times Eastern. Dates and times subject to change
* denotes SEC game
() denotes TV or Neutral Site game

SOUTH CAROLINA (3-1) VS. UTAH VALLEY (1-2)

Dates: Friday, Feb. 22 — Sunday, Feb. 24
Times: Friday: 4 p.m. — Saturday: 2 p.m. — Saturday: 1:30 p.m.
Place: Founders Park, Columbia, S.C.



LIVE COVERAGE

Radio: Gamecock Radio Network/flagship 107.5 FM "The Game" (Derek Scott, Tommy Moody & Drew Meyer)
Broadcast: SEC Network Plus (Burch Antley & Kip Bouknight)
Internet: Additional coverage on Facebook, Instagram, SnapChat & Twitter @GamecockBaseball

PROBABLE PITCHING ROTATION

Friday: RHP Carmen Mlodzinski (0-0, 6.23 ERA) vs. RHP Jake Carr (0-1, 6.75 ERA)
Saturday: LHP Dylan Harley (0-0, 16.88 ERA) vs. RHP Paxton Schultz (0-0, 3.86 ERA)
Sunday: RHP Reid Morgan (0-0, 1.50 ERA) vs. RHP Walker Ramsey (0-1, 5.68 ERA)

FOR STARTERS

The University of South Carolina baseball team hosts Utah Valley in a three-game series at Founders Park this weekend. The series begins on Friday afternoon (Feb. 22) at 4 p.m. and continues Saturday afternoon (Feb. 23) at 2 p.m. The three-game set wraps up Sunday afternoon (Feb. 24) at 1:30 p.m.

All three games will be streamed on SEC Network Plus with Burch Antley and Kip Bouknight on the call. All games will be broadcast on The Game 107.5 FM with Derek Scott, Drew Meyer and Tommy Moody on the call.

The Gamecocks scored eight unanswered runs to climb out a 6-0 hole and defeat Winthrop, 8-6, on Tuesday night (Feb. 19). Wednesday's contest against Presbyterian was cancelled due to inclement weather.

SCOUTING UTAH VALLEY

Utah Valley opens its 2019 season this past weekend with three games at Fresno State. The Wolverines won the middle game of the series, 4-3, as Drew Sims had a pair of hits and Alexander Marco drove in two runs. Paxton Schultz, Saturday's starter, struck out seven in seven innings of work as Utah Valley scored a run in the ninth to break the 3-all tie. Michael Beltran leads UVU with a .333 batting average while Marco has three RBI. Trevor Howell has two of the Wolverines' three doubles on the season. On the mound, the three starters that Utah Valley will trot out this weekend combined for 20 strikeouts against Fresno State. The Wolverines were picked to finish ninth in the WAC Preseason Poll.

SERIES VS. UTAH VALLEY

This is the first meeting on the diamond between Carolina and Utah Valley. The only time the Gamecocks have played a school in the current Western Athletic Conference setup was in 2011, when Carolina faced Cal State Bakersfield in a three-game series. The Gamecocks won the first two games by scores of 5-1 and 5-2 but dropped the series finale, 8-3.

CAROLINA COMES BACK TO DEFEAT WINTHROP

Carolina was down to Winthrop, 6-0, after two-and-a-half innings of play but chipped away at the Eagle lead before going ahead in the sixth on its way to an 8-6 win on Tuesday, Feb. 19. Carolina scored single runs in the third and fourth, two runs in the fifth and three in the sixth before adding insurance with a run in the eighth frame. Luke Berryhill brought in the game-winning run with a two-run single in the sixth. He joined TJ Hopkins and Noah Campbell with two hits in the contest as Carolina moved to 3-1 on the year.

FOLLOW ON SOCIAL MEDIA



@GAMECOCKBASEBALL // #GAMECOCKS
FACEBOOK.COM//GAMECOCKBASEBALL
WWW.GAMECOCKSONLINE.COM

SOUTH CAROLINA QUICK FACTS

GENERAL INFORMATION

Location.....	Columbia, S.C.
Enrollment.....	33,724
Founded.....	1801
University President.....	Dr. Harris Pastides
Athletics Director.....	Ray Tanner
Faculty Representative.....	Dr. Valinda Littlefield
Conference.....	Southeastern
Nickname.....	Gamecocks
Colors.....	Garnet & Black
Mascot.....	Cocky

TEAM INFORMATION

Head Coach.....	Mark Kingston
Alma Mater.....	North Carolina, 1995
Record at South Carolina.....	40-27 (2nd year)
Career Record.....	313-207-1 (10th Year)
Assistant Coach.....	Mike Current
Assistant Coach.....	Skylar Meade
Assistant Coach.....	Stuart Lake
Student Assistant Coach.....	Justin Row
Director of Player Development.....	Trip Couch
Director of Sport Performance.....	Billy Anderson
Administrative Assistant.....	Wesley Turner
Athletics Trainer.....	Bryan Wells
Academic Advisor.....	Jake Ivory
Director of Equipment Operations/Assistant to Apparel Operations.....	Ryan Fischer
Director of Operations.....	Tyson Lusk

2018 SEASON IN REVIEW/2019 OUTLOOK

2018 Overall Record.....	37-26
2018 SEC Record/Finish.....	17-13/3rd East/5th Overall
2018 Postseason Finish. 1-2 at Fayetteville Super Regional	
Position Starters Returning/Lost.....	3/6
Pitchers Returning/Lost.....	10/6
Players Returning/Lost.....	16/18

PROGRAM HISTORY

First Year of Baseball.....	1892
First Year in SEC.....	1992
All-Time Record.....	2,608-1,560-17 (.625)
All-Time SEC Record.....	449-337-1 (.571)
SEC Championships.....	3 (2000, 2002, 2011)
SEC Conference Tournament Titles.....	1 (2004)
SEC East Titles...7 (1999, 2000, 2002, 2003, 2011, 2012, 2016)	
National Championships.....	2 (2010, 2011)
NCAA Appearances/Last.....	32/2018
NCAA Tournament Record.....	136-69
College World Series Appearances/Last.....	11/2012
College World Series Record.....	32-20

FACILITY INFORMATION

Stadium (Dimensions) .Founders Park (L-325, C-400, R-325,A-375)	
Capacity....	6,400 permanent seats (8,242 standing-room only)
Press Box Phone.....	803-777-6648

MEDIA INFORMATION

Assistant Athletics Director/Media Relations....	Steve Fink
Associate Media Relations Dir./Baseball Contact...Kent Reichert	
Media Relations Main Phone.....	803-777-5204
Media Relations Fax.....	803-777-2967
Reichert Office Phone.....	803-777-5257
Reichert Cell Phone.....	734-548-0878
Reichert E-mail.....	kenr2@mailbox.sc.edu
Official Athletics Web Site... www.GamecocksOnline.com	
Official Baseball Twitter.....	@GamecockBaseball
Media Relations Address.....	University of South Carolina Athletics
.....	Rice Athletics Center
.....	1304 Heyward Street
.....	Columbia, SC 29208

SOUTH CAROLINA-UTAH VALLEY HEAD-TO-HEAD

Category	South Carolina	Utah Valley
Games	4	3
Batting Average	.257	.208
At-Bats	136	101
Runs	29	10
Hits	35	21
Doubles	8	3
Triples	2	0
Home Runs	6	2
Slugging Pct.	.478	.297
On-Base Pct.	.376	.322
Stolen Bases	2-4	1-1
ERA	3.79	5.40
Innings	38.0	25.0
Earned Runs	16	15
Strikeouts	38	26
Walks	15	8
Hits	29	26
Fielding Pct.	.961	.963
Overall Record	3-1	1-2
Conference Record	0-0 SEC	0-0 WAC
Current Streak	W3	L1
Last 5 Games	3-1	1-2
Last 10 Games	3-1	1-2

COYNE CARVES WINTHROP TO PICK UP WIN IN RELIEF

Sophomore Parker Coyne pitched three innings of relief, striking out six while allowing just one hit and no runs to pick up the victory in an 8-6 win over Winthrop on Feb. 19. Coyne stemmed the tide after Winthrop scored six runs in the first three innings, allowing for the Carolina comeback. Coyne tied a career high with the six punchouts while picking up his second career victory.

GAMECOCKS END LIBERTY SERIES WITH WALKOFF WIN

Carolina ended the Liberty series in exciting fashion, winning 3-2 on a walk-off wild pitch in the bottom of the ninth. Luke Berryhill opened the ninth with a walk and moved to third on Jacob Olson's single to center. With Quinntin Perez at the plate, Liberty's Garret Price's second pitch was in the dirt, scoring Berryhill for the walk-off win. It's the first walk-off win for the Gamecocks since Carlos Cortes' walk-off home run against Missouri on May 13, 2018.

ALLEN GOES YARD IN FIRST GAMECOCK AT-BAT

Freshman Brady Allen's first collegiate at-bat was a memorable one, as the Lakeland, Fla., native belted a three-run home run in the second inning, scoring Jacob Olson and Luke Berryhill. Allen was 2-for-4 with three RBI and a walk in the opener.

BULLPEN SOLID IN FIRST FOUR GAMES OF THE CAMPAIGN

The South Carolina bullpen has a 1.50 ERA and allowed just one of 13 inherited runners to score after four games this season. The Gamecock pen has 35 strikeouts compared to just six walks in 24 innings pitched and carries a .141 opponent's batting average. Sawyer Bridges has a 1.80 ERA, seven strikeouts and a save in five innings pitched, while Parker Coyne and Brett Kerry have combined for 11 strikeouts in six scoreless innings for Carolina.

SENIORS SLUG IN LIBERTY SERIES

TJ Hopkins and Jacob Olson both hit a pair of home runs in the season opening weekend against Liberty (Feb. 15). Olson had both home runs in Saturday's 13-7 win. He also drove in four RBI. Hopkins had a home run to straightaway center field in the eighth inning on Friday afternoon and then had a solo shot in the fourth inning on Sunday, which was Carolina's first hit of the day. Olson now has 20 career home runs while Hopkins has 10 in his Carolina tenure.

SEC LEADERS

TJ Hopkins dots the top-10 lists in many categories as of Feb. 20. Hopkins is tied for second in total bases with 16, while his 1.000 slugging percentage is tied for sixth. He is also tied for fourth with seven runs scored and in a 12-way tied for second, along with Jacob Olson, with two home runs.

Brady Allen is tied for sixth with five walks. On the mound, Hayden Lehman is tied for the SEC lead with three appearances, while Sawyer Bridges is tied for ninth with a .188 opponent's batting average. As a team, SC is 11th in batting average and ERA and 12th in fielding percentage.

KERRY SHINES OUT OF THE PEN

Freshman Brett Kerry worked three perfect innings on the mound in two relief appearances this past weekend against Liberty, the first two of his Carolina career. Kerry worked a perfect ninth inning in Saturday's 13-7 win, striking out a pair. He earned the win on Sunday, pitching the final two innings and striking out three batters while not allowing a hit or a walk.

REID'S DEBUT IS QUALITY

Junior Reid Morgan made his Carolina debut on the mound in Sunday's 3-2 win over Liberty and was impressive in his maiden outing. Morgan pitched six innings and allowed just one earned run while striking out three and not allowing a walk in a no-decision. Morgan's final five innings were scoreless and only had 77 pitches in the six frames. Morgan transferred to Carolina from San Jacinto C.C., where he was 2-1 with a 3.10 ERA in 40.2 innings last season.

CAMPBELL NAMED BASEBALL AMERICA PRESEASON ALL-AMERICAN

Sophomore Noah Campbell was named to Baseball America's Preseason All-America second team, the publication announced Jan. 28.

Campbell is coming off a freshman season in which he hit .270 with three doubles, three triples, three home runs and 13 RBI. The Durham, N.C., native was 7-for-8 in stolen base attempts and had a .372 on-base percentage. Campbell recorded 15 multi-hit games and four multi-RBI performances.

This past summer, Campbell hit .364 with seven doubles, six home runs and 26 RBI for Yarmouth-Dennis in the Cape Cod League. This is the third-straight year that a Gamecock has earned Preseason All-America honors by Baseball America. Last year, Carlos Cortes was a third-team selection, while Wil Crowe earned third-team honors in 2017.

CAMPBELL NAMED PRESEASON ALL-SEC; GAMECOCKS PICKED FOURTH IN EAST

Sophomore Noah Campbell was named to the Preseason All-SEC first team while South Carolina was picked to finish fourth in the East Division in the SEC Preseason poll, the conference office announced Feb. 7.

The Gamecocks earned 53 points in the preseason poll, good for fourth in the division. Vanderbilt was picked to win the East, picking up nine first-place votes and 87 points. Florida and Georgia followed the Commodores, while South Carolina was followed by Tennessee, Kentucky and Missouri. In the West, LSU was picked to win that division with 88 points and 10 first-place votes. The Tigers were followed by Ole Miss, Arkansas, Auburn, Texas A&M, Mississippi State and Alabama.

Vanderbilt was picked to be the SEC champion, earning six votes. LSU earned five votes, while Florida picked up two and Arkansas had one.

BRIDGES NAMED TO NCBWA STOPPER OF THE YEAR WATCH LIST

Junior pitcher Sawyer Bridges has been named to the 2019 NCBWA Stopper of the Year Watch List, it was announced Feb. 11. Bridges is one of 75 relievers on the initial list, which is given to the top relief pitcher in NCAA Division I baseball.

Bridges made 21 appearances for the Gamecocks in 2018, going 2-1 with a 1.35 ERA and five saves. He had 25 strikeouts in 33.1 innings pitched and held opponents to a .223 batting average. Bridges saved his best for the postseason as a sophomore, striking out four in 3.1 innings of relief to earn the save in the Fayetteville Super Regional win over Arkansas. Bridges had a 1.45 ERA in conference games with three saves and 15 strikeouts while allowing just five earned runs all season.

The SEC had the most representation with 12 players finding their names on the watch list.

FOUNDERS PARK OPENS 2019 SEASON WITH NEW VIDEO BOARD

The University of South Carolina has contracted with Daktronics, a world leader in audiovisual systems, to design, manufacture and install a new LED video display for Founders Park. The display will be one of the 10 largest in college baseball, with a total of 1,450 square feet. The LED video display will be ready for the 2019 season opener, Feb. 15 vs. Liberty. The new display will measure approximately 33.5 feet high by 43 feet wide and will feature a 13HD pixel layout to bring exceptional image clarity and contrast with wide angle visibility to Gamecock fans seated throughout the stadium.

SUMMERVILLE -> COLUMBIA

South Carolina will have four players on its roster from Summerville, S.C., including three from Summerville High School. Senior TJ Hopkins and junior Sawyer Bridges return. Hopkins will be the starter in center field after hitting .345 last season before injury cut his season short. Junior Sawyer Bridges will be the Gamecocks' closer after sporting a 1.35 ERA and five saves last season for the Garnet and Black. Freshmen Daniel Lloyd and Dylan Harley will be key components on the pitching staff. Lloyd helped Summerville High School to a state championship in 2016 and earned 5A All-State honors as a senior. Harley prepped at Cane Bay High School, going 8-0 with 111 strikeouts in 2018.

2018 REWIND

The Gamecocks advanced to the Super Regionals in Arkansas after going 3-0 in the Greenville Regional at East Carolina in 2018. The Gamecocks won each of their last five SEC series in 2018, as Carolina swept LSU and won series against Vanderbilt, Ole Miss, Missouri and Texas A&M on its way to a third place finish in the SEC East (17-13) and fifth-place overall conference finish. Carolina handed Arkansas its only postseason loss until the College World Series championship series, defeating the Razorbacks 8-5 in game two of the super regional. The Carolina team finished seventh in the country in fielding percentage (.980) and 12th in home runs (79). Kingston coached 10 players that were picked in the 2018 MLB First-Year Player Draft.

FRESH FACES

Carolina welcomes in 19 newcomers to the 2019 team, 11 high schoolers and eight junior college transfers. Freshman Brady Allen is expected to start in the outfield while Josiah Sightler is battling for time

PROBABLE GAMECOCK STARTERS

Pos.	No., Player
C	#33 Chris Cullen (R/R, Sr.)
or	#14 Luke Berryhill (R/R, R-So.)
1B	#12 Josiah Sightler (L/L, Fr.)
or	#35 Jordan Holladay (R/R, R-Fr.)
or	#33 Chris Cullen (R/R, Sr.)
2B	#2 Noah Campbell (S/R, So.)
SS	#10 Nick Neville (L/R, Jr.)
3B	#7 Jacob Olson (R/R, Sr.)
LF	#3 Brady Allen (R/R, Fr.)
CF	#5 TJ Hopkins (R/R, Sr.)
RF	#11 Andrew Eyster (R/R, So.)
DH	#33 Chris Cullen (R/R, Sr.)
or	#14 Luke Berryhill (R/R, R-So.)
or	#26 Quintin Perez (L/R, Jr.)

Date	Probable Pitchers
Fri.	#21 Carmen Mlodzinski (R/R, So.)
Sat.	#47 Dylan Harley (L/L, Fr.)
Sun.	#20 Reid Morgan (R/R, Jr.)

HOME RUN TRACKER

Player	Date	Opponent	Pitcher	OnBase	Inn	Outs
1. Allen	Feb. 15	Liberty	McInvale	2	2	0
2. Hopkins	Feb. 15	Liberty	Riley	0	8	1
3. Olson	Feb. 16	Liberty	Adametz	1	4	2
4. Olson	Feb. 16	Liberty	Britts	1	6	1
5. Berryhill	Feb. 16	Liberty	Britts	0	8	1
6. Hopkins	Feb. 17	Liberty	Skirrow	0	4	0

at first base. Dylan Harley will started on the mound this past Saturday against Liberty while Daniel Lloyd, Wesley Sweatt and Brett Kerry looks to earn innings in the bullpen. Junior college transfers Andrew Eyster and Nick Neville look to be Opening Day starters in the field while Reid Morgan started on Sunday against Liberty.

HOPKINS HEADLINES PUBLICATIONS' PRESEASON PROJECTIONS

- The website D1Baseball.com picked TJ Hopkins as the third-best senior in the country. He also was rated the No. 31 SEC Prospect for the 2019 Draft and a 2019 Top Prospect. Noah Campbell was rated the No. 12 prospect for the 2020 Draft by the website while being named a No. 8 SEC prospect for that draft. Ridge Chapman was the No. 39 senior in the country, while Jacob Olson was ranked No. 47.
- In Baseball America's 2019 SEC preview, the magazine listed Campbell at No. 6 in the SEC prospects for the 2020 draft. South Carolina was picked to finish fourth in the East by the publication while earning a regional bid.

ROW RETURNS AS STUDENT ASSISTANT COACH

Justin Row, a two-year letterwinner on the University of South Carolina baseball team, will join the Gamecocks' coaching staff as a student assistant coach.

Row, who was an infielder for the Gamecocks in 2017 and 2018, will help with various aspects of the program while earning his degree in the spring of 2019. The La Verne, Calif., native played in 86 games in his Carolina career, hitting .331 with 17 doubles, a triple, nine home runs and 34 RBI. Row had a breakout senior season, playing in 57 games with 47 starts and hitting .347 with 13 doubles and seven home runs. He was named to the Greenville Regional All-Tournament team after going 3-for-5 with two RBI in the tournament opener against Ohio State and 5-for-11 in the three Gamecock wins.

UP NEXT

The Gamecocks wrap up their season-opening homestand on Tuesday afternoon (Feb. 26), hosting Appalachian State at 4 p.m. South Carolina then will prepare for its annual three-game series vs. Clemson, which starts in the Upstate on Friday, March 1 at 6 p.m.

SOUTH CAROLINA TEAM SUPERLATIVES 2019 SEASON

BATTING

At bats:	40 vs Liberty (Feb 15, 2019)
Runs scored:	13 vs Liberty (Feb 16, 2019)
Hits:	12 vs Liberty (Feb 16, 2019)
RBI:	13 vs Liberty (Feb 16, 2019)
Doubles:	4 vs Liberty (Feb 15, 2019)
Triples:	1 vs Liberty (Feb 15, 2019) 1 vs Liberty (Feb 16, 2019)
Home runs:	3 vs Liberty (Feb 16, 2019)
Total bases:	23 vs Liberty (Feb 16, 2019)
Walks:	9 vs Liberty (Feb 16, 2019)
Strikeouts:	14 vs Liberty (Feb 15, 2019)
Sac hits:	1 vs Liberty (Feb 15, 2019)
Sac flies:	2 vs Liberty (Feb 16, 2019)
Stolen bases:	2 vs Winthrop (Feb 19, 2019)
Hit by pitch:	1 vs Liberty (Feb 16, 2019) 1 vs Liberty (Feb 17, 2019) 1 vs Winthrop (Feb 19, 2019)
Caught stealing:	1 vs Liberty (Feb 17, 2019) 1 vs Winthrop (Feb 19, 2019)
Runners LOB:	10 vs Winthrop (Feb 19, 2019)

FIELDING

Putouts:	33 vs Liberty (Feb 15, 2019)
Assists:	9 vs Liberty (Feb 15, 2019)
Errors:	2 vs Liberty (Feb 17, 2019) 2 vs Winthrop (Feb 19, 2019)
Passed balls:	2 vs Winthrop (Feb 19, 2019)
DPs turned:	1 vs Liberty (Feb 16, 2019) 1 vs Liberty (Feb 17, 2019)

PITCHING

Innings pitched:	11.0 vs Liberty (Feb 15, 2019)
Runs allowed:	7 vs Liberty (Feb 16, 2019)
Earned runs:	6 vs Liberty (Feb 16, 2019)
Walks allowed:	7 vs Liberty (Feb 16, 2019)
Strikeouts:	17 vs Liberty (Feb 15, 2019)
Hits allowed:	8 vs Liberty (Feb 15, 2019) 8 vs Liberty (Feb 16, 2019)
Doubles allowed:	5 vs Winthrop (Feb 19, 2019)
Homers allowed:	1 vs Liberty (Feb 15, 2019)
Wild pitches:	4 vs Liberty (Feb 15, 2019)
Hit batters:	1 vs Liberty (Feb 16, 2019) 1 vs Winthrop (Feb 19, 2019)

SOUTH CAROLINA INDIVIDUAL SUPERLATIVES 2019 SEASON

BATTING

At bats:	6, Noah Campbell vs Liberty (Feb 15, 2019)
Runs scored:	3, Luke Berryhill vs Liberty (Feb 16, 2019) 3, TJ Hopkins vs Liberty (Feb 16, 2019) 3, Jacob Olson vs Liberty (Feb 16, 2019)
Hits:	3, TJ Hopkins vs Liberty (Feb 16, 2019)
RBI:	4, Jacob Olson vs Liberty (Feb 16, 2019)
Doubles:	2, Jacob Olson vs Liberty (Feb 15, 2019)
Triples:	1, Luke Berryhill vs Liberty (Feb 15, 2019) 1, TJ Hopkins vs Liberty (Feb 16, 2019)
Home runs:	2, Jacob Olson vs Liberty (Feb 16, 2019)
Total bases:	8, Jacob Olson vs Liberty (Feb 16, 2019)
Walks:	(5 times)
Strikeouts:	5, Noah Campbell vs Liberty (Feb 15, 2019)
Sac hits:	1, Chris Cullen vs Liberty (Feb 15, 2019)
Sac flies:	1, Andrew Eyster vs Liberty (Feb 16, 2019) 1, Jordan Holladay vs Liberty (Feb 16, 2019)
Stolen bases:	2, TJ Hopkins vs Winthrop (Feb 19, 2019)
Hit by pitch:	1, Quinntin Perez vs Liberty (Feb 16, 2019) 1, Quinntin Perez vs Liberty (Feb 17, 2019) 1, Quinntin Perez vs Winthrop (Feb 19, 2019)
Caught stealing:	1, Noah Campbell vs Liberty (Feb 17, 2019) 1, TJ Hopkins vs Winthrop (Feb 19, 2019)
Runners LOB:	5, Noah Campbell vs Liberty (Feb 16, 2019)

FIELDING (TEAM GAME HIGHS)

Putouts:	16, Chris Cullen vs Liberty (Feb 15, 2019)
Assists:	3, (4 times)
Errors:	1, (6 times)
Passed balls:	2, Luke Berryhill vs. Winthrop (Feb 19, 2019)
















PITCHING (TEAM GAME HIGHS)

Innings pitched:	6.0, Reid Morgan vs Liberty (Feb 17, 2019)
Runs allowed:	5, Dylan Harley vs Liberty (Feb 16, 2019)
Earned runs:	5, Dylan Harley vs Liberty (Feb 16, 2019)
Walks allowed:	5, Dylan Harley vs Liberty (Feb 16, 2019)
Strikeouts:	6, Sawyer Bridges vs Liberty (Feb 15, 2019) 6, Parker Coyne vs Winthrop (Feb 19, 2019)
Hits allowed:	6, Carmen Mlodzinski vs Liberty (Feb 15, 2019) 6, Reid Morgan vs Liberty (Feb 17, 2019)
Doubles allowed:	3, TJ Shook vs Winthrop (Feb 19, 2019)
Homers allowed:	1, Sawyer Bridges vs Liberty (Feb 15, 2019)
Wild pitches:	2, Hayden Lehman vs Liberty (Feb 15, 2019) 2, TJ Shook vs Liberty (Feb 16, 2019)
Hit batters:	1, Carmen Mlodzinski vs Liberty (Feb 15, 2019) 1, Daniel Lloyd vs Liberty (Feb 16, 2019) 1, Daniel Lloyd vs Winthrop (Feb 19, 2019)

Bold italic denotes school record

GAMECOCK HITTER NOTES

2		NOAH CAMPBELL - So. - INF - 6-0 - 200 - Durham, N.C. AVG. R 2B 3B HR RBI SB .167 3 1 0 0 1 0	- Preseason All-America Second team selection by Baseball America - No. 10 Top Prospect for the 2020 Draft by D1Baseball.com - Recorded 15 multi-hit games in 2018 with a .372 on-base pct. - Doubled and had two hits in Carolina's win over Winthrop (Feb. 19) - LAST SERIES: 2-4, 2 R, 1 2B vs Winthrop (Feb. 19)
3		BRADY ALLEN - Fr. - OF - 6-0 - 212 - Lakeland, Fla. AVG. R 2B 3B HR RBI SB .154 4 0 0 1 3 0	- Selected in the 39th round of the 2018 Draft by the New York Yankees - Belted a three-run home run in his first at-bat as a Gamecock vs. Liberty (Feb. 15) - Hit .414 with 24 runs scored and 23 RBI as a junior - Three-time first team all-Polk County selection - LAST SERIES: 0-2, 1 R, 2 BB vs. Winthrop (Feb. 19)
4		JONAH BEAMON - Fr. - INF - 5-6 - 172 - Charlotte, N.C. AVG. R 2B 3B HR RBI SB First Year at Carolina	- All-USA TODAY N.C. second team honoree in 2018 - Two-Time NCAA All-State team performer - Hit .342 with 35 runs scored, seven doubles and three home runs as a senior - Helped Charlotte Christian to a 3A state runner-up in 2017 and 2018 - LAST SERIES:
5		TJ HOPKINS - Sr. - OF - 6-0 - 195 - Summerville, S.C. AVG. R 2B 3B HR RBI SB .438 7 1 1 2 5 2	- Played in 37 games with 30 starts for the Gamecocks in 2018 - Has a hit in all four Gamecock contests and stole twice in the win over Winthrop (Feb. 19) - Had 14 multi-hit games, including eight straight from April 20-29, 2018 - Rated No. 3 senior in the country by D1Baseball.com - LAST SERIES: 2-3, 2 R, 2 RBI, 1 2B, 2 SB vs. Winthrop (Feb. 19)
6		GEORGE CALLIL - Jr. - INF - 6-4 - 187 - Melbourne, Australia AVG. R 2B 3B HR RBI SB First Year at Carolina	- Hit .296 with seven doubles, 38 RBI and 16 stolen bases last year at McLennan C.C. - Texas-New Mexico Junior College Association All-Star (2018) - Helped McLennan to a 44-15 record in 2018 - Was the shortstop for the Australia U18 National team that finished 4th in the World Cup - LAST SERIES:
7		JACOB OLSON - Sr. - UTIL - 6-0 - 200 - Monroe, Ga. AVG. R 2B 3B HR RBI SB .353 5 2 0 2 4 0	- Played and started 62 games for the Gamecocks as a junior - Tied for third in the SEC in doubles and 32 of his 55 hits were for extra bases - Will move to third base after playing in the outfield for two seasons - Had a pair of home runs and slugged 1.000 in the Liberty series (Feb. 15-17, 2019) - LAST SERIES: 1-4, 1 R, 1 BB vs. Winthrop (Feb. 19)
8		JACOB ENGLISH - Fr. - INF - 5-9 - 161 - Murrells Inlet, S.C. AVG. R 2B 3B HR RBI SB .000 0 0 0 0 0 0	- Class 4A All-State team as a senior at St. James High School - Hit .347 with 27 stolen bases his senior year at St. James - Helped the Sharks to a 4A Lower State final berth in 2018 - All-Region team in 2016, '17, '18 - LAST SERIES:
10		NICK NEVILLE - Jr. - INF - 6-0 - 194 - Fairfax, Va. AVG. R 2B 3B HR RBI SB .308 0 1 0 0 1 0	- Hit .349 with 10 doubles and 36 RBI his junior year at San Jacinto College - Was a teammate of Carolina pitcher Reid Morgan - Started his college career at Notre Dame, played 25 games as a freshman - Helped San Jac to a 52-15 record and a JuCo World Series semifinal berth - LAST SERIES: 0-4 vs. Winthrop (Feb. 19)
11		ANDREW EYSTER - So. - OF - 6-3 - 210 - Ocala, Fla. AVG. R 2B 3B HR RBI SB .286 1 1 0 0 3 0	- Was selected in the 32nd round of the 2018 MLB Draft by Cleveland - Hit .412 with 13 home runs and 53 RBI last year at Santa Fe College - Has a hit in each of Carolina's first four games - Was named the MVP in the Valley League this past summer - LAST SERIES: 1-3, 1 BB vs. Winthrop (Feb. 19)
12		JOSIAH SIGHTLER - Fr. - INF - 6-3 - 216 - Gaston, S.C. AVG. R 2B 3B HR RBI SB .000 0 0 0 0 0 0	- Was selected in the 12th round of the 2018 MLB Draft by Cincinnati - Ranked No. 1 in the state of South Carolina by Diamond Prospects in 2018 - Hit .422 his senior season at Swansea HS - Class 3A All-State team at Swansea in 2018 - LAST SERIES:
14		LUKE BERRYHILL - R-So. - C - 6-1 - 227 - Canton, Ga. AVG. R 2B 3B HR RBI SB .267 6 1 1 1 5 0	- Hit .376 with 11 doubles and 13 home runs for Walters State last season - Was a teammate with Carolina pitcher Hayden Lehman - Played at Georgia Southern his freshman year, playing in three games before injury - Drove in Carolina's GW run in the win over Winthrop (Feb. 19) - LAST SERIES: 2-5, 1 R, 3 RBI, 1 2B vs. Winthrop (Feb. 19)
24		IAN JENKINS - R-Fr. - OF - 5-11 - 222 - Suwanee, Ga. AVG. R 2B 3B HR RBI SB Redshirted	- Redshirted the 2018 season - Drafted in the 40th round by Cincinnati in the 2017 MLB Draft - All-Georgia first team selection in 2017 - Hit .402 with 30 RBI as a senior at Collins Hill High School - LAST SERIES:
26		QUINNTIN PEREZ - Jr. - INF - 5-8 - 194 - Orcutt, Calif. AVG. R 2B 3B HR RBI SB .200 2 0 0 0 2 0	- Hit .367 with 16 RBI as a sophomore at Allan Hancock College - Earned all-conference honors as a freshman, hitting .389 with 21 RBI - Hit .446 with eight doubles as a senior at St. Joseph's High School - Had 10 multi-hit games as a freshman at Allan Hancock - LAST SERIES: 0-4, 1 R, 1 HBP vs. Winthrop (Feb. 19)
31		JOEL BREWER - Fr. - OF - 5-11 - 190 - Tampa, Fla. AVG. R 2B 3B HR RBI SB First Year at Carolina	- Hit .392 as a junior with 31 runs scored and 10 doubles at Tampa Jesuit - Tampa Bay Times HomeTeam 25 Players to Watch (2018) - Missed most of his senior season at Tampa Jesuit due to injury - Perfect Game All-America honorable mention (2018) - LAST SERIES:

33		<p>CHRIS CULLEN - Sr. - C - 6-5 - 221 - Cumming, Ga.</p> <table border="1"> <thead> <tr> <th>AVG.</th> <th>R</th> <th>2B</th> <th>3B</th> <th>HR</th> <th>RBI</th> <th>SB</th> </tr> </thead> <tbody> <tr> <td>.111</td> <td>1</td> <td>1</td> <td>0</td> <td>0</td> <td>1</td> <td>0</td> </tr> </tbody> </table>	AVG.	R	2B	3B	HR	RBI	SB	.111	1	1	0	0	1	0	<ul style="list-style-type: none"> - Played in 40 games with 32 starts as a junior - Drove in three runs in a home win over Tennessee (March 29) - Homered against North Carolina in Charlotte (April 3) - Was a Freshman All-SEC team selection in 2016 - LAST SERIES: 0-5, 1 RBI vs. Winthrop (Feb. 19) 		
AVG.	R	2B	3B	HR	RBI	SB													
.111	1	1	0	0	1	0													
35		<p>JORDAN HOLLADAY - R-Fr. - INF - 5-11 - 226 - Sumter, S.C.</p> <table border="1"> <thead> <tr> <th>AVG.</th> <th>R</th> <th>2B</th> <th>3B</th> <th>HR</th> <th>RBI</th> <th>SB</th> </tr> </thead> <tbody> <tr> <td>.333</td> <td>0</td> <td>0</td> <td>0</td> <td>0</td> <td>1</td> <td>0</td> </tr> </tbody> </table>	AVG.	R	2B	3B	HR	RBI	SB	.333	0	0	0	0	1	0	<ul style="list-style-type: none"> - Played in seven games with three starts at first base for Carolina - Doubled and scored a run in a win over VMI (Feb. 18) - Helped Sumter HS to a state championship in 2014. - Two-time All-South Carolina first team selection - LAST SERIES: 		
AVG.	R	2B	3B	HR	RBI	SB													
.333	0	0	0	0	1	0													
38		<p>WES CLARKE - Fr. - C - 6-2 - 207 - Forest, Va.</p> <p>First Year at Carolina</p> <table border="1"> <thead> <tr> <th>AVG.</th> <th>R</th> <th>2B</th> <th>3B</th> <th>HR</th> <th>RBI</th> <th>SB</th> </tr> </thead> <tbody> <tr> <td></td> <td></td> <td></td> <td></td> <td></td> <td></td> <td></td> </tr> </tbody> </table>	AVG.	R	2B	3B	HR	RBI	SB								<ul style="list-style-type: none"> - Was selected in the 40th round of the 2018 Draft by Milwaukee - USA TODAY High School Sports Virginia Player of the Year (2018) - Helped Liberty Christian Academy win the 4A state title in 2017 - Hit .571 with 14 home runs his senior season - LAST SERIES: 		
AVG.	R	2B	3B	HR	RBI	SB													
GAMECOCK BULLPEN NOTES																			
15		<p>DANIEL LLOYD - Fr. - RHP - 6-1 - 211 - Summerville, S.C.</p> <table border="1"> <thead> <tr> <th>ERA</th> <th>IP</th> <th>H</th> <th>R</th> <th>ER</th> <th>BB</th> <th>SO</th> </tr> </thead> <tbody> <tr> <td>0.00</td> <td>0.2</td> <td>0</td> <td>0</td> <td>0</td> <td>1</td> <td>0</td> </tr> </tbody> </table>	ERA	IP	H	R	ER	BB	SO	0.00	0.2	0	0	0	1	0	<ul style="list-style-type: none"> - Class 5A All-State team at Summerville High School (2018) - USA TODAY High School Sports All-South Carolina first team (2018) - Went 7-0 with a 0.52 ERA as a senior at Summerville - Was part of a 2016 state championship team at Summerville - LAST OUTING: 2/19/19 vs. Winthrop 0.0 IP, 0 H, 0 R, 1 BB, 0 K 		
ERA	IP	H	R	ER	BB	SO													
0.00	0.2	0	0	0	1	0													
16		<p>JOHN GILREATH - So. - LHP - 5-11 - 183 - Rock Hill, S.C.</p> <table border="1"> <thead> <tr> <th>ERA</th> <th>IP</th> <th>H</th> <th>R</th> <th>ER</th> <th>BB</th> <th>SO</th> </tr> </thead> <tbody> <tr> <td>0.00</td> <td>1.1</td> <td>0</td> <td>1</td> <td>0</td> <td>0</td> <td>2</td> </tr> </tbody> </table>	ERA	IP	H	R	ER	BB	SO	0.00	1.1	0	1	0	0	2	<ul style="list-style-type: none"> - Made 24 appearances with 3 starts for the Gamecocks as a freshman - Struck out four in four innings of relief in his Gamecock debut against VMI - Struck out five in 3.2 innings against Clemson (March 4) - Had a save in the win against Princeton, striking out eight in four innings - LAST OUTING: 2/17/19 vs. Liberty 0.1 IP, 0 H, 0 R, 0 BB, 0 K 		
ERA	IP	H	R	ER	BB	SO													
0.00	1.1	0	1	0	0	2													
23		<p>SAWYER BRIDGES - Jr. - RHP - 5-11 - 190 - Summerville, S.C.</p> <table border="1"> <thead> <tr> <th>ERA</th> <th>IP</th> <th>H</th> <th>R</th> <th>ER</th> <th>BB</th> <th>SO</th> <th>SV</th> </tr> </thead> <tbody> <tr> <td>1.80</td> <td>5.0</td> <td>2</td> <td>1</td> <td>1</td> <td>0</td> <td>7</td> <td>1</td> </tr> </tbody> </table>	ERA	IP	H	R	ER	BB	SO	SV	1.80	5.0	2	1	1	0	7	1	<ul style="list-style-type: none"> - 2019 NCBA Preseason Stopper of the Year Watch List - Made 21 appearances for the Gamecocks in 2018 with five saves in 33.1 IP - Had a 1.45 ERA in conference games with 15 strikeouts - Recorded his first save of the season, pitching the final 2.1 innings in the Winthrop win - LAST OUTING: 2/19/19 vs. Winthrop 2.1 IP, 1 H, 1 SO (Save)
ERA	IP	H	R	ER	BB	SO	SV												
1.80	5.0	2	1	1	0	7	1												
27		<p>GAGE HINSON - Sr. - RHP - 6-3 - 200 - Lancaster, S.C.</p> <table border="1"> <thead> <tr> <th>ERA</th> <th>IP</th> <th>H</th> <th>R</th> <th>ER</th> <th>BB</th> <th>SO</th> </tr> </thead> <tbody> <tr> <td></td> <td></td> <td></td> <td></td> <td></td> <td></td> <td></td> </tr> </tbody> </table>	ERA	IP	H	R	ER	BB	SO								<ul style="list-style-type: none"> - Made three appearances for the Gamecocks in 2018 before injury ended his season - Struck out a pair in two innings in his Carolina debut vs. VMI (Feb. 18) - Allowed just one hit in three innings in a win over Winthrop (Feb. 18) - Played two seasons at Spartanburg Methodist College before transferring to Carolina - LAST OUTING: 3/3/18 vs. Clemson (0.2 IP, 1 H, 2 R, 2 BB, 0 K) 		
ERA	IP	H	R	ER	BB	SO													
28		<p>RIDGE CHAPMAN - Sr. - RHP - 6-0 - 210 - Taylors, S.C.</p> <table border="1"> <thead> <tr> <th>ERA</th> <th>IP</th> <th>H</th> <th>R</th> <th>ER</th> <th>BB</th> <th>SO</th> </tr> </thead> <tbody> <tr> <td>0.00</td> <td>1.2</td> <td>0</td> <td>0</td> <td>0</td> <td>2</td> <td>3</td> </tr> </tbody> </table>	ERA	IP	H	R	ER	BB	SO	0.00	1.2	0	0	0	2	3	<ul style="list-style-type: none"> - Drafted in the 17th round by Washington in the 2018 Draft - Held opponents to a .194 batting average in 2018 - Made 16 appearances with six starts in 2018, striking out 36 in 38.1 innings pitched - Played two seasons at Spartanburg Methodist College before transferring to Carolina - LAST OUTING: 2/15/19 vs. Liberty 1.2 IP, 0 H, 0 R, 2 BB, 3 K 		
ERA	IP	H	R	ER	BB	SO													
0.00	1.2	0	0	0	2	3													
36		<p>TJ SHOOK - R-So. - RHP - 6-3 - 209 - Irmo, S.C.</p> <table border="1"> <thead> <tr> <th>ERA</th> <th>IP</th> <th>H</th> <th>R</th> <th>ER</th> <th>BB</th> <th>SO</th> </tr> </thead> <tbody> <tr> <td>10.80</td> <td>3.1</td> <td>7</td> <td>6</td> <td>4</td> <td>1</td> <td>8</td> </tr> </tbody> </table>	ERA	IP	H	R	ER	BB	SO	10.80	3.1	7	6	4	1	8	<ul style="list-style-type: none"> - Made 21 appearances for the Garnet and Black in 2018, striking out 27 in 27 IP - Struck out five in 3.1 innings pitch to earn the win at Vandy (April 27) - 2017-18 Spring SEC Academic Honor Roll - Earned the win against Liberty (Feb. 16), striking out five in 2.1 IP - LAST OUTING: 2/19/19 vs. Winthrop 1.0 IP, 3 H, 4 R, 3 ER, 1 BB, 3 K 		
ERA	IP	H	R	ER	BB	SO													
10.80	3.1	7	6	4	1	8													
37		<p>CAM TRINGALI - R-Fr. - RHP - 6-4 - 218 - Columbia, S.C.</p> <table border="1"> <thead> <tr> <th>ERA</th> <th>IP</th> <th>H</th> <th>R</th> <th>ER</th> <th>BB</th> <th>SO</th> </tr> </thead> <tbody> <tr> <td>2.08</td> <td>4.1</td> <td>4</td> <td>2</td> <td>1</td> <td>1</td> <td>4</td> </tr> </tbody> </table>	ERA	IP	H	R	ER	BB	SO	2.08	4.1	4	2	1	1	4	<ul style="list-style-type: none"> - Redshirted his freshman year and has four years of eligibility remaining - Was 6-4 with a 2.11 ERA his senior season at Cardinal Newman High School - SCISA All-State team (2016, '17) - Hit .402 with 20 RBI his senior season in high school - LAST OUTING: 2/19/19 vs. Winthrop 2.0 IP, 2 H, 2 R, 1 ER, 0 BB, 1 K 		
ERA	IP	H	R	ER	BB	SO													
2.08	4.1	4	2	1	1	4													
40		<p>WESLEY SWEATT - Fr. - RHP - 6-2 - 203 - Rock Hill, S.C.</p> <p>First Year at Carolina</p> <table border="1"> <thead> <tr> <th>ERA</th> <th>IP</th> <th>H</th> <th>R</th> <th>ER</th> <th>BB</th> <th>SO</th> </tr> </thead> <tbody> <tr> <td></td> <td></td> <td></td> <td></td> <td></td> <td></td> <td></td> </tr> </tbody> </table>	ERA	IP	H	R	ER	BB	SO								<ul style="list-style-type: none"> - Class 5A All-State team at Northwestern High School (2018) - Was 7-1 with a 0.64 ERA and 63 strikeouts his senior year - Helped Northwestern to a 5A state championship in 2017 - Played high school baseball with current Gamecock John Gilreath - LAST OUTING: 		
ERA	IP	H	R	ER	BB	SO													
41		<p>COLE GANOPULOS - Jr. - LHP - 6-0 - 215 - Jonesboro, Ga.</p> <table border="1"> <thead> <tr> <th>ERA</th> <th>IP</th> <th>H</th> <th>R</th> <th>ER</th> <th>BB</th> <th>SO</th> </tr> </thead> <tbody> <tr> <td>0.00</td> <td>0.0</td> <td>0</td> <td>0</td> <td>0</td> <td>1</td> <td>0</td> </tr> </tbody> </table>	ERA	IP	H	R	ER	BB	SO	0.00	0.0	0	0	0	1	0	<ul style="list-style-type: none"> - Named to the NJCAA All-America third team in 2018 - Went 10-0 with a 1.63 ERA in 89.2 innings pitched - Enrolled at Auburn and transferred to Chattahoochee Valley before the 2017 season - ACCC South Pitcher of the Year (2018) - LAST OUTING: 2/16/19 vs. Liberty 0.0 IP, 0 R, 0 H, 1 BB, 0 K 		
ERA	IP	H	R	ER	BB	SO													
0.00	0.0	0	0	0	1	0													
43		<p>HAYDEN LEHMAN - Jr. - RHP - 6-0 - 206 - Marietta, Ga.</p> <table border="1"> <thead> <tr> <th>ERA</th> <th>IP</th> <th>H</th> <th>R</th> <th>ER</th> <th>BB</th> <th>SO</th> </tr> </thead> <tbody> <tr> <td>4.50</td> <td>2.0</td> <td>1</td> <td>1</td> <td>1</td> <td>1</td> <td>3</td> </tr> </tbody> </table>	ERA	IP	H	R	ER	BB	SO	4.50	2.0	1	1	1	1	3	<ul style="list-style-type: none"> - Had 13 wins and struck out 123 batters in 89 IP his sophomore year at Walters State - Was a teammate of Carolina catcher Luke Berryhill - Went 8-1 with a 1.56 ERA and three saves with 62 strikeouts as a freshman at Walters Sts. - Went 10-1 on the mound his senior year at Blessed Trinity High School in 2016 - LAST OUTING: 2/17/19 vs. Liberty 0.2 IP, 0 R, 0 H, 0 BB, 0 K 		
ERA	IP	H	R	ER	BB	SO													
4.50	2.0	1	1	1	1	3													
44		<p>PARKER COYNE - So. - RHP - 6-2 - 191 - Suwanee, Ga.</p> <table border="1"> <thead> <tr> <th>ERA</th> <th>IP</th> <th>H</th> <th>R</th> <th>ER</th> <th>BB</th> <th>SO</th> </tr> </thead> <tbody> <tr> <td>0.00</td> <td>3.0</td> <td>1</td> <td>0</td> <td>0</td> <td>0</td> <td>6</td> </tr> </tbody> </table>	ERA	IP	H	R	ER	BB	SO	0.00	3.0	1	0	0	0	6	<ul style="list-style-type: none"> - Made 19 appearances for the Garnet and Black, striking out 26 in 22.2 innings pitched - Held opponents to a .192 batting average - Pitched three scoreless innings of relief to earn the win against Winthrop (Feb. 19) - Did not allow a run in his first six appearances - LAST OUTING: 2/19/19 vs. Winthrop (W), 3.0 IP, 1 H, 0 R, 0 BB, 6 K 		
ERA	IP	H	R	ER	BB	SO													
0.00	3.0	1	0	0	0	6													
49		<p>BRETT KERRY - Fr. - RHP - 5-11 - 190 - Clemmons, N.C.</p> <table border="1"> <thead> <tr> <th>ERA</th> <th>IP</th> <th>H</th> <th>R</th> <th>ER</th> <th>BB</th> <th>SO</th> </tr> </thead> <tbody> <tr> <td>0.00</td> <td>3.0</td> <td>0</td> <td>0</td> <td>0</td> <td>0</td> <td>5</td> </tr> </tbody> </table>	ERA	IP	H	R	ER	BB	SO	0.00	3.0	0	0	0	0	5	<ul style="list-style-type: none"> - All-USA TODAY North Carolina second team honoree (2018) - Greensboro News and Record Player of the Year (2018) - Went 10-1 with a 0.60 ERA for Wesleyan Christian as a senior - Pitched three innings in the Liberty series, striking out five and not allowing a hit - LAST OUTING: 2/17/19 vs. Liberty (W), 2.0 IP, 0 R, 0 H, 0 BB, 3 K 		
ERA	IP	H	R	ER	BB	SO													
0.00	3.0	0	0	0	0	5													

FRIDAY'S STARTING PITCHER



#21 CARMEN MLODZINSKI

SO. - 6-2 - 215 - HILTON HEAD, S.C.

AWARDS/HONORS

No. 35 Top Prospect for the 2020 Draft by D1Baseball.com ... 2017-18 First-Year SEC Honor Roll

2019 (SOPHOMORE)

Earned the Opening Day start for the Gamecocks against Liberty (Feb. 15), striking out three and allowing six hits and three runs in 4.1 innings pitched.

2018 (FRESHMAN)

Made 19 appearances with seven starts for the Gamecocks his freshman season ... Had three wins and a save while striking out 43 batters in 45.2 innings pitched ... Earned the win in the Greenville Regional championship game vs. UNC Wilmington (June 4), striking out three and allowing four hits and three runs in five innings of work ... Went seven innings at Furman (April 24), striking out seven and allowing just three hits and two runs in a 10-2 win

Had five strikeouts in five innings in a win at The Citadel (April 10) ... In the SEC Tournament against Missouri (May 22), struck out five and allowed three hits and two runs in five innings of work ... Made his collegiate debut on Feb. 24 vs. Charleston Southern, striking out a pair of batters in an inning of relief ... Had three strikeouts in 2.1 innings pitched against Furman (Feb. 27) ... Earned his first career save on March 10 vs. Princeton, striking out a batter in an inning of work

HIGH SCHOOL

Rawlings-Perfect Game honorable mention All-American and Atlantic All-Region first team (2017) ... Was ranked the top prep in South Carolina in 2017 by Perfect Game ... USA TODAY High School Sports American Family Insurance All-USA South Carolina first team (2017) ... South Carolina 4A Player of the Year (2017) ... All-South Carolina first team (2017) ... Played in the North-South All-Star Game at Lexington High School in 2017 ... Perfect Game Underclass high honorable mention (2015, '16) ... Baseball America Top-500 prospect for the 2017 MLB Draft ... Played summer baseball for Team Elite Prime

PERSONAL

Born on February 19, 1999 ... Son of Holly and Tom Mlodzinski ... Major is sport and entertainment management.

2018 SEASON

Date	Opponent	GS	IP	H	R	ER	BB	SO	W-L	S	
2-24-18	Charleston So.	1.0	0	0	0	0	2	0	0-0	0	
2-27-18	Furman	2.1	1	2	2	2	3	0	1-0	0	
3-4-18	Clemson	0.2	1	1	1	1	0	0	0-2	0	
3-10-18	Princeton	1.0	1	0	0	0	1	0	0-2	1	
3-17-18	Florida	0.1	2	1	1	1	1	1	0-2	1	
3-20-18	The Citadel	2.0	3	0	0	0	0	0	0-2	1	
3-27-18	Davidson	1.2	1	0	0	1	1	1	0-2	1	
3-29-18	Tennessee	1.2	1	0	0	0	0	0	0-2	1	
3-31-18	Tennessee	0.2	2	0	0	1	1	1	0-2	1	
4-3-18	North Carolina	1.0	1	1	1	1	2	0	0-3	1	
4-8-18	Kentucky	1.0	1	1	0	2	0	0	0-3	1	
4-10-18	The Citadel	* 5.0	2	0	0	1	5	1	1-3	1	
4-17-18	Presbyterian	* 5.0	6	4	4	1	4	1	4	1-4	1
4-24-18	Furman	* 7.0	3	2	2	3	7	2	4	1	
5-5-18	Ole Miss	* 1.0	4	3	3	1	1	2	2-4	1	
5-9-18	Charleston	* 3.1	7	5	5	0	6	2	5	1	
5-22-19	Missouri	* 5.0	3	2	2	2	5	2	5	1	
6-3-18	UNCW	* 5.0	4	3	3	3	3	3	3	1	
6-11-18	Arkansas	* 1.0	4	5	4	1	1	1	3-6	1	

2019 SEASON

Date	Opponent	GS	IP	H	R	ER	BB	SO	W-L	S
2-15-19	Liberty	*	4.1	6	3	3	3	3	0-0	0

#21 Carmen Mlodzinski

Season High..... Career High

4.1, vs. Liberty (2/15/19) Innings..... 7.0, at Furman (4/24/18)

6, vs. Liberty (2/15/19) Hits 7, vs. CofC (5/9/18)

3, vs. Liberty (2/15/19) Runs..... 5, 2x, last vs. Ark. (6/11/18)

3, vs. Liberty (2/15/19) Earned Runs..... 5, vs. CofC (5/9/18)

3, vs. Liberty (2/15/19) Walks..... 3, 3x, last vs. Liberty (2/15/19)

3, vs. Liberty (2/15/19) Strikeouts..... 7, at Furman (4/24/18)

MLODZINSKI'S CAREER STATISTICS

Year	ERA	W-L	G	GS	CG	SHO	SV	IP	H	R	ER	BB	SO	2B	3B	HR	BF	AVG	WP	HBP	BK	SFA	SHA
2018	5.52	3-6	19	7	0	0/0	1	45.2	47	30	28	21	43	7	2	3	207	.264	7	3	0	0	5
2019	6.23	0-0	1	1	0	0/0	0	4.1	6	3	3	3	3	2	0	0	23	.316	0	1	0	0	0
Total	5.58	3-6	20	8	0	0/0	1	50.0	53	33	31	24	46	9	2	3	230	.269	7	4	0	0	5

2 NCAA Championships, 3 SEC Championships, 7 SEC East Titles, 32 NCAA Appearances

SATURDAY STARTING PITCHER



#47 DYLAN HARLEY

FR. - 6-2 - 212 - SUMMERVILLE, S.C.

2019 (FRESHMAN)

Struck out five in 2.2 innings of work in his first start as a Gamecocks vs. Liberty (Feb. 16).

HIGH SCHOOL

Class 4A All-State team at Cane Bay High School (2018) ... USA TODAY High School Sports All-South Carolina first team (2018) ... Was 8-0 with a state-best 111 strikeouts for Cane Bay in 2018 ... Helped Cane Bay to a 22-6 record in 2018 and a Region 8-4A championship ...

Did not allow a run in the regular season his senior year ... Named Diamond Prospects 4A Pitcher of the Year (2018) ... Played in the SCBCA North/South All-Star Baseball Games in 2018 ... Ranked No. 21 in the state of South Carolina by Diamond Prospects ... Rawlings-Perfect Game Atlantic Region honorable mention (2018) .. Rawlings-Perfect Game Underclass honorable mention (2017)

PERSONAL

Born on March 12, 2000 ... Son of Donald and Angela Jacobs ... Major is sport and entertainment management

2019 SEASON

Date	Opponent	GS	IP	H	R	ER	BB	SO	W-L	S
2-16-19	Liberty	*	2.2	2	5	5	5	5	0-0	0

#47 Dylan Harley

Season/Career High	Innings	Hits	Runs	Earned Runs	Walks	Strikeouts
2.2, vs. Liberty (2/16/19)	2.2	2	5	5	5	5

HARLEY'S CAREER STATISTICS

Year	ERA	W-L	G	GS	CG	SHO	SV	IP	H	R	ER	BB	SO	2B	3B	HR	BF	AVG	WP	HBP	BK	SFA	SHA
2019	16.88	0-0	1	1	0	0/0	0	2.2	2	5	5	5	5	0	0	0	15	.200	0	0	1	0	0

SATURDAY STARTING PITCHER



#20 REID MORGAN

JR. - 6-0 - 179 - KINGWOOD, TEXAS

2019 (JUNIOR)

In his first start as a Gamecock, allowed just one earned run with three strikeouts and no walks in six innings of work in a no-decision against Liberty (Feb. 17).

PRIOR TO CAROLINA

Was 2-1 with a 3.10 ERA and 50 strikeouts in 40.2 innings pitched his sophomore season at San Jacinto College ... Helped San Jac to a 52-15 overall record and a semifinal berth in the Al-pine Bank Junior College World Series in Grand Junction, Colo. ... Was a teammate of Carolina infielder Nick Neville ... Attended Oklahoma State University for his freshman season ... Had four strikeouts in five innings and six appearances for the Cowboys ... Missed his senior season in high school following Tommy John surgery ... As a junior at Foster HS, went 7-1 with a 1.27 ERA and was named to the all-district team ... Rawlings-Perfect Game Texas Region honorable mention (2016) ... Perfect Game Underclass honorable mention (2015)

PERSONAL

Born on March 24, 1997 ... Son of Scot Morgan and Pamela Morgan ... Major is interdisciplinary studies

2019 SEASON

Date	Opponent	GS	IP	H	R	ER	BB	SO	W-L	S
2-17-19	Liberty	*	6.0	6	2	1	0	3	0-0	0

#20 Reid Morgan

Season/Career High	Innings
6.0, vs. Liberty (2/17/19)	Hits
6, vs. Liberty (2/17/19)	Runs
2, vs. Liberty (2/17/19)	Earned Runs
1, vs. Liberty (2/17/19)	Walks
3, vs. Liberty (2/17/19)	Strikeouts

MORGAN'S CAREER STATISTICS

Year	ERA	W-L	G	GS	CG	SHO	SV	IP	H	R	ER	BB	SO	2B	3B	HR	BF	AVG	WP	HBP	BK	SFA	SHA
2019	1.50	0-0	1	1	0	0/0	0	6.0	6	2	1	0	3	1	0	0	24	.250	1	0	0	0	0

2 NCAA Championships, 3 SEC Championships, 7 SEC East Titles, 32 NCAA Appearances

SOUTH CAROLINA 2019 HONOR ROLL

Sawyer Bridges

NCBWA Preseason Stopper of the Year Watch List

Noah Campbell

Preseason All-America Second Team by Baseball America (second base)
 Preseason All-SEC First Team (second base)
 Rated No. 6 2020 SEC Prospect for the 2020 Draft by Baseball America
 Rated No. 8 SEC Prospect for the 2020 Draft by D1 Baseball
 Rated No. 12 2020 Top Prospect by D1 Baseball

Ridge Chapman

Rated No. 39 senior in the country by D1 Baseball

Andrew Eyster

Rated No. 38 SEC Prospect for the 2020 Draft by D1 Baseball
 Rated No. 117 2020 Top Prospect by D1 Baseball

TJ Hopkins

Rated No. 3 senior in the country by D1 Baseball
 Rated No. 31 SEC Prospect for the 2019 Draft by D1 Baseball
 Rated No. 137 2019 Top Prospect by D1 Baseball

Carmen Mlodzinski

Rated No. 15 SEC Prospect for the 2020 Draft by D1 Baseball
 Rated No. 39 2020 Top Prospect by D1 Baseball

Jacob Olson

Rated No. 47 senior in the country by D1 Baseball

Josiah Sightler

Rated No. 24 SEC Impact Freshman by D1 Baseball

2019 BATTING BY SERIES

Team	Avg.	R	H	HR	RBI	BB	SO
Liberty	.265	21	27	6	20	17	33
Winthrop	.235	8	8	0	6	7	10
Utah Valley							
App. State							
Clemson							
The Citadel							
Gardner-Webb							
Valpo							
Georgia							
Furman							
Tennessee							
N.C. A&T							
Auburn							
N.C. State							
Alabama							
Charlotte							
Florida							
North Carolina							
Texas A&M							
Chas. Southern							
Missouri							
Vandy							
Kentucky							
USC Upstate							
Mississippi St.							

2018 PITCHING BY SERIES

Team	ERA	IP	H	R	ER	BB	SO
Liberty	3.72	29.0	22	15	12	13	38
Winthrop	4.00	9.0	7	6	4	2	11
Utah Valley							
App. State							
Clemson							
The Citadel							
Gardner-Webb							
Valpo							
Georgia							
Furman							
Tennessee							
N.C. A&T							
Auburn							
N.C. State							
Alabama							
Charlotte							
Florida							
North Carolina							
Texas A&M							
Chas. Southern							
Missouri							
Vandy							
Kentucky							
USC Upstate							
Mississippi St.							

A LOOK AT THE 2019 SEASON

Date	Opponent	Result	Pitcher of Record (W/L)	Notable Game Note
2-15	Liberty	L, 5-6 (11)	Gilreath (L, 0-1)	Allen 3-run HR in first career AB, Carolina allows tying run in 9th, winning run in 11th
2-16	Liberty	W, 13-7	Shook (W, 1-0)	Carolina pitching strikes out 15, Olson homers twice in first win of 2019
2-17	Liberty	W, 3-2	Kerry (W, 1-0)	Gamecocks win in a walk-off on a wild pitch, Berryhill scores winning run
2-19	Winthrop	W, 8-6	Coyne (W, 1-0)	Carolina scores eight unanswered after being down 6-0, Coyne 6 K's in 3 IP
2-22	Utah Valley			
2-23	Utah Valley			
2-24	Utah Valley			
2-26	Appalachian State			
3-1	at Clemson			
3-2	vs. Clemson			
3-3	Clemson			
3-5	The Citadel			
3-6	Gardner-Webb			
3-8	Valparaiso			
3-9	Valparaiso			
3-10	Valparaiso			
3-12	at The Citadel			
3-15	Georgia*			
3-16	Georgia*			
3-17	Georgia*			
3-19	at Furman			
3-22	at Tennessee*			
3-23	at Tennessee*			
3-24	at Tennessee*			
3-26	North Carolina A&T			
3-29	Auburn*			
3-30	Auburn*			
3-31	Auburn*			
4-2	vs. N.C. State			
4-4	at Alabama*			
4-5	at Alabama*			
4-6	at Alabama*			
4-9	Charlotte			
4-11	at Florida*			
4-12	at Florida*			
4-13	at Florida*			
4-16	vs. North Carolina			
4-18	Texas A&M*			
4-19	Texas A&M*			
4-20	Texas A&M*			
4-23	vs. Charleston Southern			
4-26	at Missouri*			
4-27	at Missouri*			
4-28	at Missouri*			
5-3	Vanderbilt*			
5-4	Vanderbilt*			
5-5	Vanderbilt*			
5-8	Furman			
5-10	Kentucky*			
5-11	Kentucky*			
5-12	Kentucky*			
5-14	USC Upstate			
5-16	at Mississippi State*			
5-17	at Mississippi State*			
5-18	at Mississippi State*			

GAMECOCKS IN THE RANKINGS

Dates	BA	CB	D1	NCBWA	PG	UST
Preseason	--	--	--	--	--	--
February 18	--	--	--	--	--	--
February 25						
March 4						
March 11						
March 18						
March 25						
April 1						
April 8						
April 15						
April 22						
April 29						
May 6						
May 13						
May 20						

BA - Baseball America; CB - Collegiate Baseball; D1 - D1Baseball; NCBWA - National Collegiate Baseball Writers Association; PG - Perfect Game USA; UST - USA TODAY Coaches Poll;

THE GAMECOCK RADIO NETWORK

All 56 regular season games will be available on the Gamecock Radio Network. Flagship station, 107.5 FM, "The Game," is the home of the Gamecocks and will broadcast all games. In the event of a conflict with basketball in Columbia, the baseball games can be heard on sister station WISW, 1320 AM. All games can also be heard on the All Access channel on GamecocksOnline.

For local affiliates, please check your local listings for the latest schedule. Additional affiliates include:

2018 Network Affiliates

Aiken/Edgefield	WKSX	92.7 FM
Allendale	WDOG	93.5 FM
Camden	WCAM	1590 AM
Charleston	WWIK	98.9 FM
Chesterfield	WVSZ	107.3 FM
Columbia	WNKT	107.5 FM
Florence	WOLH	1230 AM
Georgetown	WJXY	93.7 FM
Greenville	WGVL	1440 AM
Greenwood	WCZZ	102.7 FM
Kingstree	WDKD	1310 AM
Myrtle Beach	WMIR	93.9 FM
Rock Hill/Lancaster	WRHM	107.1 FM
Spartanburg	WSPG	1400 AM

Live Gamecock Baseball broadcasts are also available for free this season on the TuneIn App (Android/iOS). Live Gamecock Baseball will also be available for free on the South Carolina Gameday App (Android/iOS) via a link out to TuneIn. Users who do not already have the TuneIn app downloaded will be prompted to download the app. Upon successful completion of the download, users will be easily redirected from the Gameday App to TuneIn anytime they select the Live Audio option in the Gameday App.

During the overlap of basketball and baseball seasons, a basketball broadcast (men's or women's) will take priority over baseball. For example if a basketball game is scheduled at the same time as a baseball game, the basketball game broadcast would be on TuneIn, while the baseball game would not. You can also search "Gamecock IMG Sports Network" on the TuneIn app to find the Gamecock IMG Sports Network.

LARGEST SINGLE GAME CROWDS AT FOUNDERS PARK

Single-Game Sellouts at Founders Park (1 in 2017/53 all-time)

8,242	vs. Clemson	March 2, 2018 (W, 3-2)
8,242	vs. Alabama	March 25, 2017 (W, 6-5, 10 inn.)
8,242	vs. Clemson	March 5, 2017 (L, 5-3, 11 inn.)
8,242	vs. UNCG	February 18, 2017 (W, 5-1)
8,242	vs. UNCG	February 17, 2017 (W, 7-1)
8,242	vs. Texas A&M	May 14, 2016 (L, 5-2)
8,242	vs. Florida	April 29, 2016 (W, 2-1)
8,242	vs. Tennessee	April 9, 2016 (W, 7-4)
8,242	vs. College of Charleston	March 29, 2016 (L, 6-5, 13 inn.)
8,242	vs. Clemson	March 4, 2016 (W, 8-1)
8,242	vs. LSU	May 16, 2015 (L, 8-1)
8,242	vs. LSU	May 15, 2015 (L, 9-2)
8,242	vs. Vanderbilt	April 18, 2015 (W, 3-2)
8,242	vs. Georgia	March 28, 2015 (L, 4-3)
8,242	vs. Clemson	March 2, 2015 (L, 7-0)
8,242	vs. Alabama	April 26, 2014 (L, 2-1)
8,242	vs. Alabama	April 25, 2014 (W, 9-3)
8,242	vs. Florida	April 13, 2014 (L, 6-5)
8,242	vs. Florida	April 12, 2014 (L, 4-3, 13 inn.)
8,242	vs. Florida	April 11, 2014 (W, 4-1)
8,242	vs. Tennessee	March 30, 2014 (W, 8-0)
8,242	vs. Clemson	February 28, 2014 (W, 9-6)
8,242	vs. Eastern Kentucky	February 22, 2014 (W, 2-0)
8,242	vs. Georgia	May 11, 2013 (W, 8-3)
8,242	vs. Texas A&M	March 30, 2013 (W, 6-3)
8,242	vs. Clemson	March 3, 2013 (W, 8-0)
8,242	vs. Liberty	February 15, 2013 (W, 4-3)
8,242	vs. Oklahoma (NCAA Super Regional)	June 10-11, 2012 (W, 5-1)
8,242	vs. Oklahoma (NCAA Super Regional)	June 9, 2012 (W, 5-0)
8,242	vs. Clemson (NCAA Regional)	June 3, 2012 (W, 4-3)
8,242	vs. Clemson (NCAA Regional)	June 2, 2012 (W, 5-4, 12 inn.)
8,242	vs. LSU	May 19, 2012 (L, 3-2, 10 inn.)
8,242	vs. LSU	May 18, 2012 (W, 5-4)
8,242	vs. Alabama	April 28, 2012 (W, 9-1)
8,242	vs. Alabama	April 27, 2012 (W, 12-11)
8,242	vs. Mississippi State	April 14, 2012 (W, 5-3)
8,242	vs. Tennessee	April 6, 2012 (L, 5-4)
8,242	vs. Florida	March 24, 2012 (L, 5-4)
8,242	vs. Florida	March 23, 2012 (L, 8-2)
8,242	vs. Florida	March 22, 2012 (W, 9-3)
8,242	vs. Clemson	March 3, 2012 (W, 9-6)
8,242	vs. VMI	February 17, 2012 (W, 2-1)
8,242	vs. Connecticut (NCAA Super Regional)	June 12, 2011 (W, 8-2)
8,242	vs. Connecticut (NCAA Super Regional)	June 11, 2011 (W, 5-1)
8,242	vs. Auburn	April 30, 2011 (W, 10-2)
8,242	vs. Vanderbilt	April 17, 2011 (W, 5-3)
8,242	vs. Vanderbilt	April 16, 2011 (L, 6-4)
8,242	vs. Vanderbilt	April 15, 2011 (W, 3-1)
8,242	vs. Kentucky	April 2, 2011 (W, 4-3, 10 inn.)
8,242	vs. Clemson	March 4, 2011 (W, 6-3)
8,242	vs. Santa Clara	February 19, 2011 (W, 2-1)
8,242	vs. Santa Clara	February 18, 2011 (W, 12-5)
8,242	vs. Florida	May 21, 2010 (L, 5-2)

South Carolina All-Time record in sellouts at Founders Park (37-16 (.698))

TOP 10 THREE-GAME SERIES ATTENDANCE MARKS AT FOUNDERS

24,726	vs. Florida (all three sellouts)	April 11-13, 2014
24,726	vs. Florida (all three sellouts)	March 22-24, 2012
24,726	vs. Vanderbilt (all three sellouts)	April 15-17, 2011
24,558	vs. Alabama (two sellouts)	April 25-27, 2014
24,501	vs. UNCG (two sellouts)	February 17-19, 2017
24,398	vs. LSU (two sellouts)	May 18-19, 2012
24,278	vs. Auburn (one sellout)	April 29-May 1, 2011
24,204	vs. Alabama	April 30-May 2, 2010
24,186	vs. Georgia	March 18-20, 2011
23,991	vs. LSU (two sellouts)	May 14-16, 2015

Record: 3-1 Home: 3-1 Away: 0-0 SEC: 0-0

Player	avg	gp-gs	ab	r	h	2b	3b	hr	rbi	tb	slg%	bb	hp	so	gdp	ob%	sf	sh	sb-att	po	a	e	fld%	
5 TJ Hopkins	.438	4-4	16	7	7	1	1	2	5	16	1.000	3	0	5	0	.526	0	0	2-3	9	0	0	1.000	
7 Jacob Olson	.353	4-4	17	5	6	2	0	2	4	14	.824	2	0	3	0	.421	0	0	0-0	7	4	1	.917	
10 Nick Neville	.308	4-4	13	0	4	1	0	0	1	5	.385	4	0	6	0	.471	0	0	0-0	1	7	0	1.000	
11 Andrew Eyster	.286	4-4	14	1	4	1	0	0	3	5	.357	2	0	4	0	.353	1	0	0-0	5	0	0	1.000	
14 Luke Berryhill	.267	4-4	15	6	4	1	1	1	5	10	.667	4	0	4	0	.421	0	0	0-0	32	1	1	.971	
26 Quinttin Perez	.200	4-3	10	2	2	0	0	0	2	2	.200	1	3	3	0	.429	0	0	0-0	0	0	0	.000	
2 Noah Campbell	.167	4-4	18	3	3	1	0	0	1	4	.222	3	0	6	0	.286	0	0	0-1	5	7	1	.923	
3 Brady Allen	.154	4-4	13	4	2	0	0	1	3	5	.385	5	0	6	0	.389	0	0	0-0	9	0	0	1.000	

35 Jordan Holladay	.333	3-1	6	0	2	0	0	0	1	2	.333	0	0	1	0	.286	1	0	0-0	8	0	1	.889	
33 Chris Cullen	.111	3-2	9	1	1	1	0	0	1	2	.222	0	0	2	0	.111	0	1	0-0	24	2	0	1.000	
12 Josiah Sightler	.000	2-2	5	0	0	0	0	0	0	0	.000	0	0	3	0	.000	0	0	0-0	11	2	0	1.000	
8 Jacob English	.000	1-0	0	0	0	0	0	0	0	0	.000	0	0	0	0	.000	0	0	0-0	0	0	0	.000	
Totals	.257	4	136	29	35	8	2	6	26	65	.478	24	3	43	0	.376	2	1	2-4	114	32	6	.961	
Opponents	.201	4	144	21	29	11	0	1	15	43	.299	15	3	49	2	.290	0	2	3-3	105	29	4	.971	

LOB - Team (32), Opp (29). DPs turned - Team (2). Picked off - Berryhill 1, Hopkins 1.

(All games Sorted by Earned run avg)

Player	era	w-l	app	gs	cg	sho	sv	ip	h	r	er	bb	so	2b	3b	hr	b/avg	wp	hp	bks	sfa	sha
20 Reid Morgan	1.50	0-0	1	1	0	0/0	0	6.0	6	2	1	0	3	1	0	0	.250	1	0	0	0	0
23 Sawyer Bridges	1.80	0-0	2	0	0	0/0	1	5.0	2	1	1	0	7	1	0	1	.118	0	0	0	0	0
37 Cam Tringali	2.08	0-0	2	0	0	0/0	0	4.1	4	2	1	1	4	0	0	0	.250	2	0	0	0	1
21 Carmen Mlodzinski	6.23	0-0	1	1	0	0/0	0	4.1	6	3	3	3	3	2	0	0	.316	0	1	0	0	0

44 Parker Coyne	0.00	1-0	1	0	0	0/0	0	3.0	1	0	0	0	6	1	0	0	.100	0	0	0	0	0
49 Brett Kerry	0.00	1-0	2	0	0	0/0	0	3.0	0	0	0	0	5	0	0	0	.000	0	0	0	0	0
28 Ridge Chapman	0.00	0-0	1	0	0	0/0	0	1.2	0	0	0	2	3	0	0	0	.000	1	0	0	0	1
16 John Gilreath	0.00	0-1	2	0	0	0/0	0	1.1	0	1	0	0	2	0	0	0	.000	1	0	0	0	0
15 Daniel Lloyd	0.00	0-0	2	0	0	0/0	0	0.2	0	0	0	1	0	0	0	0	.000	0	2	0	0	0
41 Cole Ganopulos	0.00	0-0	1	0	0	0/0	0	0.0	0	0	0	1	0	0	0	0	.000	0	0	0	0	0
43 Hayden Lehman	3.38	0-0	3	0	0	0/0	0	2.2	1	1	1	1	3	1	0	0	.100	2	0	0	0	0
36 TJ Shook	10.80	1-0	2	1	0	0/0	0	3.1	7	6	4	1	8	5	0	0	.389	3	0	0	0	0
47 Dylan Harley	16.88	0-0	1	1	0	0/0	0	2.2	2	5	5	5	5	0	0	0	.200	0	0	1	0	0
Totals	3.79	3-1	4	4	0	0/0	1	38.0	29	21	16	15	49	11	0	1	.201	10	3	1	0	2
Opponents	5.91	1-3	4	4	0	0/0	0	35.0	35	29	23	24	43	8	2	6	.257	3	3	0	2	1

PB - Team (3), Berryhill 2, Cullen 1. Pickoffs - Team (0), Opp (2). SBA/ATT - Cullen (2-2), R. Chapman (1-1), Tringali (1-1), Berryhill (1-1), Mlodzinski (1-1).

A SOUTH CAROLINA TEAM

Won 10 or more consecutive games..... March 8-26, 2016 (12)

Lost five or more consecutive games March 18-25, 2018 (5)

Scored 20 or more runs in a game 22, June 5, 2016 vs. Rhode Island (NCAA Columbia Regional)

Scored 10+ Runs in an inning 10 in the 3rd inning vs. Valparaiso, March 9, 2010

Did not strikeout.....April 7, 2015 vs. Appalachian State

Hit consecutive home runs.....LT Tolbert and Hunter Taylor (5th inning) at Arkansas, June 10, 2018 (NCAA Fayetteville Super Regional)

Turned a triple playat Georgia, April 9, 1999 (Jeffcoat to Rios to Lambert)

Shut out consecutive opponents vs. Miami (Ohio), March 6-7, 2015 (W, 2-0, W, 7-0)

Shut out the opponent vs. Missouri (May 13, 2018)

Was shut out by the opponent at home vs. UNC Greensboro (0-1) Feb. 19, 2017

Was shut out by the opponent on the road..... vs. Arkansas (0-3) April 14, 2018

Was shut out in two consecutive gamesat Arkansas (0-2, 0-3) April 14, 2018

Swept a conference doubleheader at Georgia (5-0, 8-7) April 25, 2010

Was swept in a conference doubleheader at Arkansas (0-2, 0-3) April 14, 2018

Swept a conference series at home vs. LSU, April 20-22, 2018

Swept a conference series on the roadat Tennessee, March 17-19, 2017

Was swept in a conference series at home vs. Arkansas, March 22-24, 2013

Was swept in a conference series on the roadat Georgia, March 23-25, 2018

Won a conference series at home vs. Missouri, May 11-13, 2018

Won a conference series on the road..... at Texas A&M, May 17-19, 2018

Last 1-0 winvs. Missouri, May 13, 2018

Last 1-0 loss vs. UNC Greensboro, Feb. 19, 2017

A SOUTH CAROLINA PLAYER

Hit two home runs in a game.....Jacob Olson vs. Liberty, Feb. 16, 2019

Hit three home runs in a game..... Justin Smoak vs. USC Upstate, April 15, 2008

Led off game with a home run..... Noah Campbell at Texas A&M, May 19, 2018

Hit a grand slam..... LT Tolbert at Arkansas, June 10, 2018

Walk-off home run..... Carlos Cortes vs. Missouri, May 13, 2018

Pinch hit home runMatt Williams vs. Clemson, March 2, 2018

Inside-the-park home run..... Noah Campbell vs. Florida, March 17, 2018

Had seven or more RBI in a gameAlex Destino (7) vs. Penn State, Feb. 27, 2016

Had five or more hits in a game.....Gene Cone (5) vs. Missouri, April 24, 2016

Two hits in an inningChris Cullen (7th inning) at The Citadel, April 10, 2018

Hit for the cycleKyle Martin at Florida, April 11, 2015

Had 10 or more total bases in a game.....Alex Destino (10) vs. Penn State, Feb. 27, 2016

Stole three or more bases in a gameDom Thompson-Williams (3) vs. Davidson, March 16, 2016

Stole home plate..... Carlos Cortes at Vanderbilt, April 27, 2018

Had a 10-game hitting streak LT Tolbert (11), April 17-May 6, 2018

Had a 15-game hitting streakGene Cone (31), March 1-May 6, 2016

Had a 20-game hitting streakGene Cone (31), March 1-May 6, 2016

Had a 25-game hitting streakGene Cone (31), March 1-May 6, 2016

Had 10 or more strikeouts in a game..... Adam Hill (14) vs. Clemson, March 2, 2018

Pitched a complete game Tyler Johnson vs. UNC Wilmington, June 5, 2016 (NCAA Columbia Regional)

Pitched a nine-inning, complete game shutout Wil Crowe vs. Campbell, June 1, 2014 (NCAA Columbia Regional)

Pitched a combined shutout.....

..... Cody Morris (7.0) and Eddy Demurias (2.0) vs. Missouri, May 13, 2018

Pitched a no-hitter Colby Holmes, Forrest Koumas, Josh Knab vs. Albany, Feb. 24, 2013

SEASON/CAREER HIGHS

#2 Noah Campbell

Season High **Career High**
 6, vs. Liberty (2/15/19) At Bats 6, 2x, vs. Liberty (2/15/19)
 2, vs. Winthrop (2/19/19) Runs 3, vs. Harvard (3/14/18)
 2, vs. Winthrop (2/19/19) Hits 2, 16x, last vs. Winthrop (5/22/18)
 1, vs. Liberty (2/17/19) RBI 2, 4x, last vs. TAMU (5/19/18)
 1, 3x, last vs. Winthrop (2/19/19) Walks 2, 4x, last vs. TAMU (5/18/18)

#3 Brady Allen

Season/Career High
 4, 2x, last vs. Liberty (2/17/19) At Bats
 2, vs. Liberty (2/16/19) Runs
 2, vs. Liberty (2/15/19) Hits
 3, vs. Liberty (2/15/19) RBI
 2, 2x, last vs. Winthrop (2/19/19) Walks

#4 Jonah Beamon

Season/Career High
 At Bats
 Runs
 Hits
 RBI
 Walks

#5 TJ Hopkins

Season High **Career High**
 5, vs. Liberty (2/15/19) At Bats 6, at Vanderbilt (4/29/18)
 3, vs. Liberty (2/16/19) Runs 3, 9x, last vs. Liberty (2/16/19)
 3, vs. Liberty (2/16/19) Hits 4, at Furman (4/20/16)
 2, vs. Winthrop (2/19/19) RBI 5, twice, last vs. Citadel (3/7/17)
 2, vs. Winthrop (2/19/19) Walks 3, vs. Princeton (3/10/18)

#7 Jacob Olson

Season High **Career High**
 5, vs. Liberty (2/15/19) At Bats 6, at The Citadel (3/28/17)
 3, vs. Liberty (2/16/19) Runs 3, 4x, last vs. Liberty (2/16/19)
 2, 2x, last vs. Liberty (2/16/19) Hits 3, 7x, last at Texas A&M (5/19/18)
 4, vs. Liberty (2/16/19) RBI 5, at The Citadel (4/10/18)
 1, 2x, last vs. Winthrop (2/19/19) Walks 2, 3x, last at The Citadel (4/10/18)

#8 Jacob English

Season/Career High
 At Bats
 Runs
 Hits
 RBI
 Walks

#10 Nick Neville

Season/Career High
 4, 2x, last vs. Winthrop (2/19/19) At Bats
 Runs
 2, vs. Liberty (2/16/19) Hits
 1, vs. Liberty (2/16/19) RBI
 2, vs. Liberty (2/16/19) Walks

#11 Andrew Eyster

Season/Career High
 5, vs. Liberty (2/15/19) At Bats
 1, vs. Liberty (2/17/19) Runs
 1, 4x, last vs. Winthrop (2/19/19) Hits
 2, vs. Liberty (2/16/19) RBI
 1, 2x, last vs. Winthrop (2/19/19) Walks

#12 Josiah Sigtler

Season/Career High
 3, vs. Liberty (2/15/19) At Bats
 Runs
 Hits
 RBI
 Walks

#14 Luke Berryhill

Season/Career High
 5, vs. Winthrop (2/19/19) At Bats
 3, vs. Liberty (2/16/19) Runs
 2, vs. Winthrop (2/19/19) Hits
 3, vs. Winthrop (2/19/19) RBI
 2, vs. Liberty (2/15/19) Walks

#24 Ian Jenkins

Season/Career High
 At Bats
 Runs
 Hits
 RBI
 Walks

#26 Quintin Perez

Season/Career High
 4, 2x, last vs. Winthrop (2/19/19) At Bats
 1, 2x, last vs. Winthrop (2/19/19) Runs
 2, vs. Liberty (2/16/19) Hits
 2, vs. Liberty (2/16/19) RBI
 1, vs. Liberty (2/15/19) Walks

#31 Joel Brewer

Season/Career High
 At Bats
 Runs
 Hits
 RBI
 Walks

#33 Chris Cullen

Season High **Career High**
 5, vs. Winthrop (2/19/19) At Bats .. 5, 12x, last vs. Winthrop (2/19/19)
 1, vs. Liberty (2/15/19) Runs 3, 2x, last vs. CSU (2/24/18)
 1, vs. Liberty (2/15/19) Hits 3, 8x, last at The Citadel (4/10/17)
 1, vs. Winthrop (2/19/19) RBI 5, vs. The Citadel (3/7/17)
 Walks 2, 5x, last vs. Winthrop (2/21/18)

#35 Jordan Holladay

Season High **Career High**
 4, vs. Liberty (2/16/19) At Bats 4, vs. Liberty (2/16/19)
 Runs 1, vs. VMI (2/18/18)
 1, 2x, last vs. Liberty (2/16/19) Hits 1, 3x, last vs. Liberty (2/16/19)
 1, vs. Liberty (2/16/19) RBI
 Walks 1, vs. VMI (2/17/18)

#38 Wes Clarke

Season/Career High
 At Bats
 Runs
 Hits
 RBI
 Walks

#15 Daniel Lloyd

Season/Career High
0.2, vs. Liberty (2/16/19) Innings
..... Hits
.....Runs
.....Earned Runs
1, vs. Winthrop (2/19/19) Walks
.....Strikeouts

#16 John Gilreath

Season High Career High
1.0, vs. Liberty (2/15/19) Innings... 4.0, 4x, last vs. Georgia (3/23/18)
..... Hits7, at Clemson (3/4/18)
1, vs. Liberty (2/15/19)Runs.....6, at Clemson (3/4/18)
.....Earned Runs.....6, at Clemson (3/4/18)
.....Walks.....3, at Clemson (3/4/18)
2, vs. Liberty (2/15/19)Strikeouts..... 8, vs. Princeton (3/9/18)

#20 Reid Morgan

Season/Career High
6.0, vs. Liberty (2/17/19) Innings
6, vs. Liberty (2/17/19) Hits
2, vs. Liberty (2/17/19)Runs
1, vs. Liberty (2/17/19)Earned Runs
..... Walks
3, vs. Liberty (2/17/19)Strikeouts

#21 Carmen Mlodzinski

Season High Career High
4.1, vs. Liberty (2/15/19) Innings..... 7.0, at Furman (4/24/18)
6, vs. Liberty (2/15/19) Hits7, vs. CofC (5/9/18)
3, vs. Liberty (2/15/19)Runs..... 5, 2x, last vs. Ark. (6/11/18)
3, vs. Liberty (2/15/19)Earned Runs.....5, vs. CofC (5/9/18)
3, vs. Liberty (2/15/19)Walks..... 3, 3x, last vs. Liberty (2/15/19)
3, vs. Liberty (2/15/19)Strikeouts..... 7, at Furman (4/24/18)

#23 Sawyer Bridges

Season High Career High
2.2, vs. Liberty (2/15/19) Innings.....3.1, vs. Ark. (6/10/18)
1, 2x, last vs. Winthrop (2/19/19) Hits4, 4x, last vs. Ark. (4/12/18)
1, vs. Liberty (2/15/19)Runs..... 5, vs. Kentucky (4/28/17)
1, vs. Liberty (2/15/19)Earned Runs..... 5, vs. Kentucky (4/28/17)
.....Walks..... 4, vs. Kentucky (4/28/17)
6, vs. Liberty (2/15/19)Strikeouts..... 6, vs. Liberty (2/15/19)

#27 Gage Hinson

Season High Career High
..... Innings.....3.0, vs. Winthrop (2/21/18)
..... Hits1, 2x, last vs. Clemson (3/3/18)
.....Runs.....2, vs. Clemson (3/3/18)
.....Earned Runs.....2, vs. Clemson (3/3/18)
.....Walks.....2, vs. Clemson (3/3/18)
.....Strikeouts.....2, vs. VMI (2/18/18)

#28 Ridge Chapman

Season High Career High
1.2, vs. Liberty (2/15/19) Innings.....5.2, vs CSU (2/25/18)
..... Hits5, at Kentucky (4/8/18)
.....Runs.....4, 2x, last at Kentucky (4/8/18)
.....Earned Runs...4, 2x, last at Kentucky (4/8/18)
2, vs. Liberty (2/15/19)Walks..... 5, at Georgia (3/25/18)
3, vs. Liberty (2/15/19)Strikeouts.....6, vs. VMI (2/18/18)

#36 TJ Shook

Season High Career High
2.1, vs. Liberty (2/16/19) Innings. 3.1, 2x, last at Vanderbilt (4/27/18)
4, vs. Liberty (2/16/19) Hits 4, 2x, last vs. Liberty (2/16/19)
4, vs. Winthrop (2/19/19)Runs.....4, vs. Winthrop (2/19/19)
3, vs. Winthrop (2/19/19)Earned Runs..... 3, vs. Winthrop (2/19/19)
1, vs. Winthrop (2/19/19)Walks..... 2, 4x, last vs. Arkansas (5/23/18)
5, vs. Liberty (2/16/19)Strikeouts..... 5, 2x, last vs. Liberty (2/16/19)

#37 Cam Tringali

Season/Career High
2.1, vs. Liberty (2/16/19) Innings
2, 2x, last vs. Winthrop (2/19/19) Hits
2, vs. Winthrop (2/19/19)Runs
1, vs. Winthrop (2/19/19)Earned Runs
1, vs. Liberty (2/16/19) Walks
3, vs. Liberty (2/16/19)Strikeouts

#40 Wesley Sweatt

Season/Career High
..... Innings
..... Hits
.....Runs
.....Earned Runs
..... Walks
.....Strikeouts

#41 Cole Ganopulos

Season/Career High
..... Innings
..... Hits
.....Runs
.....Earned Runs
1, vs. Liberty (2/16/19) Walks
.....Strikeouts

#43 Hayden Lehman

Season/Career High
1.1, vs. Liberty (2/15/19) Innings
1, vs. Liberty (2/15/19) Hits
1, vs. Liberty (2/15/19)Runs
1, vs. Liberty (2/15/19)Earned Runs
1, vs. Liberty (2/15/19)Walks
3, vs. Liberty (2/15/19)Strikeouts

#44 Parker Coyne

Season High Career High
3.0, vs. Winthrop (2/19/19) Innings..... 3.0, vs. Winthrop (2/19/19)
1, vs. Winthrop (2/19/19) Hits 3, vs. LSU (4/21/18)
.....Runs..... 4, vs. LSU (4/21/18)
.....Earned Runs..... 4, vs. LSU (4/21/18)
.....Walks.....2, 3x, last vs. Ark. (5/23/18)
6, vs. Winthrop (2/19/19)Strikeouts.. 6, 2x, last vs. Winthrop (2/19/19)

#47 Dylan Harley

Season/Career High
2.2, vs. Liberty (2/16/19) Innings
2, vs. Liberty (2/16/19) Hits
5, vs. Liberty (2/16/19)Runs
5, vs. Liberty (2/16/19)Earned Runs
5, vs. Liberty (2/16/19)Walks
5, vs. Liberty (2/16/19)Strikeouts

#49 Brett Kerry

Season/Career High
2.0, vs. Liberty (2/17/19) Innings
..... Hits
.....Runs
.....Earned Runs
.....Walks
3, vs. Liberty (2/17/19)Strikeouts

SOUTH CAROLINA LINEUPS BY POSITION

GAME (No./time)	C	1B	2B	SS	3B	LF	CF	RF	DH
2-15 LIB (1/1)	Cullen	Sightler	Campbell	Neville	Olson	Berryhill	Hopkins	Eyster	Allen
2-16 LIB (2/1)	Berryhill	Holladay	Campbell	Neville	Olson	Allen	Hopkins	Eyster	Perez
2-17 LIB (3/1)	Berryhill	Sightler	Campbell	Neville	Olson	Allen	Hopkins	Eyster	Perez
2-19 WIN (4/1)	Berryhill	Cullen	Campbell	Neville	Olson	Allen	Hopkins	Eyster	Perez
2-22 UVU									
2-23 UVU									
2-24 UVU									
2-26 APP									
3-1 CU									
3-2 CU									
3-3 CU									
3-5 CIT									
3-6 GWU									
3-8 VAL									
3-9 VAL									
3-10 VAL									
3-12 CIT									
3-15 UGA									
3-16 UGA									
3-17 UGA									
3-19 FUR									
3-22 UT									
3-23 UT									
3-24 UT									
3-26 NCAT									
3-29 AUB									
3-30 AUB									
3-31 AUB									
4-2 NCST									
4-4 ALA									
4-5 ALA									
4-6 ALA									
4-9 CHAR									
4-11 FLA									
4-12 FLA									
4-13 FLA									
4-16 UNC									
4-18 A&M									
4-19 A&M									
4-20 A&M									
4-23 CSU									
4-26 MIZ									
4-27 MIZ									
4-28 MIZ									
5-3 VU									
5-4 VU									
5-5 VU									
5-8 FUR									
5-10 UK									
5-11 UK									
5-12 UK									
5-14 UPST									
5-16 MSST									
5-17 MSST									
5-18 MSST									

SOUTH CAROLINA LINEUPS BY BATTING ORDER

GAME (No./time)	1	2	3	4	5	6	7	8	9
2-15 LIB (1/1)	Campbell	Eyster	Hopkins	Berryhill	Olson	Allen	Neville	Cullen	Sightler
2-16 LIB (2/1)	Campbell	Allen	Hopkins	Berryhill	Olson	Perez	Eyster	Holladay	Neville
2-17 LIB (3/1)	Campbell	Allen	Hopkins	Berryhill	Olson	Perez	Eyster	Neville	Sightler
2-19 WIN (4/1)	Campbell	Perez	Hopkins	Berryhill	Olson	Cullen	Eyster	Allen	Neville
2-22 UVU									
2-23 UVU									
2-24 UVU									
2-26 APP									
3-1 CU									
3-2 CU									
3-3 CU									
3-5 CIT									
3-6 GWU									
3-8 VAL									
3-9 VAL									
3-10 VAL									
3-12 CIT									
3-15 UGA									
3-16 UGA									
3-17 UGA									
3-19 FUR									
3-22 UT									
3-23 UT									
3-24 UT									
3-26 NCAT									
3-29 AUB									
3-30 AUB									
3-31 AUB									
4-2 NCST									
4-4 ALA									
4-5 ALA									
4-6 ALA									
4-9 CHAR									
4-11 FLA									
4-12 FLA									
4-13 FLA									
4-16 UNC									
4-18 A&M									
4-19 A&M									
4-20 A&M									
4-23 CSU									
4-26 MIZ									
4-27 MIZ									
4-28 MIZ									
5-3 VU									
5-4 VU									
5-5 VU									
5-8 FUR									
5-10 UK									
5-11 UK									
5-12 UK									
5-14 UPST									
5-16 MSST									
5-17 MSST									
5-18 MSST									

SOUTH CAROLINA PITCHERS BY THE NUMBERS

#23 Sawyer Bridges - Fr. RHP

2017 SEASON

Date	Opponent	GS	IP	H	R	ER	BB	SO	W-L	S
2-21-17	Charlotte	*	2.1	4	3	2	1	3	0-0	0
2-25-17	Wright State		1.2	3	2	2	1	2	0-0	0
3-5-17	Clemson		0.2	1	0	0	0	1	0-0	0
3-19-17	at Tennessee		1.1	2	1	1	1	3	0-0	0
3-28-17	at The Citadel		1.0	0	0	0	0	1	0-0	0
4-4-17	Furman		0.2	2	0	0	0	0	0-0	0
4-11-17	vs. North Carolina		0.1	2	4	4	2	1	0-0	0
4-28-17	Kentucky		3.0	4	5	5	4	3	0-0	0

2018 SEASON

Date	Opponent	GS	IP	H	R	ER	BB	SO	W-L	S
2-17-18	VMI		1.2	0	0	0	0	2	0-0	0
2-20-18	North Florida		2.0	4	2	1	1	0	1-0	0
2-24-18	Charleston So.		2.0	1	0	0	0	1	1-0	0
3-2-18	Clemson		0.1	0	0	0	2	0	1-0	0
3-10-18	Princeton		1.0	2	0	0	1	0	1-0	0
3-14-18	Harvard		1.0	0	0	0	0	2	1-0	0
3-24-18	Georgia		2.0	1	0	0	1	2	1-0	0
3-31-18	Tennessee		2.1	1	0	0	0	1	1-0	0
4-7-18	Kentucky		3.0	1	0	0	0	2	1-0	1
4-12-18	Arkansas		2.2	4	0	0	1	1	2-0	1
4-20-18	LSU		1.1	0	0	0	0	0	2-0	1
4-21-18	LSU		0.2	0	0	0	0	1	2-0	2
4-27-18	Vanderbilt		1.0	0	0	0	0	1	2-0	3
4-29-18	Vanderbilt		0.2	2	2	2	2	0	2-0	3
5-6-18	Ole Miss		1.1	2	1	1	0	1	2-1	3
5-12-18	Missouri		1.2	2	0	0	0	3	2-1	3
5-19-18	Texas A&M		2.0	1	0	0	0	3	2-1	3
5-24-18	LSU		1.1	2	0	0	1	0	2-1	3
6-2-18	East Carolina		1.0	0	0	0	0	1	2-1	4
6-4-18	UNCW		1.0	0	0	0	0	0	2-1	4
6-10-18	Arkansas		3.1	3	2	1	0	4	2-1	5

2019 SEASON

Date	Opponent	GS	IP	H	R	ER	BB	SO	W-L	S
2-15-19	Liberty		2.2	1	1	1	0	6	0-0	0
2-19-19	Winthrop		2.1	1	0	0	0	1	0-0	1

#28 Ridge Chapman - Jr. RHP

2018 SEASON

Date	Opponent	GS	IP	H	R	ER	BB	SO	W-L	S
2-18-18	VMI	*	5.0	1	0	0	4	6	1-0	0
2-25-18	Charleston So.	*	5.2	3	4	4	3	5	1-1	0
3-4-18	Clemson		1.1	1	0	0	1	2	1-1	0
3-7-18	N.C. A&T		1.0	1	0	0	0	0	1-1	0
3-14-18	Harvard		0.2	1	1	1	2	0	1-1	0
3-18-18	Florida	*	4.0	3	3	2	0	1	1-2	0
3-25-18	Georgia	*	4.1	1	2	2	5	1	1-3	0
3-31-18	Tennessee	*	3.2	2	3	3	4	4	1-3	0
4-8-18	Kentucky	*	3.0	5	4	4	3	1	1-4	0
4-24-18	Furman		1.0	0	0	0	0	3	1-4	0
4-28-18	Vanderbilt		2.2	1	1	1	0	4	1-4	0
5-4-18	Ole Miss		2.0	2	0	0	0	3	1-4	0
5-6-18	Ole Miss		1.0	0	0	0	0	2	1-4	0
5-12-18	Missouri		0.1	2	3	3	1	0	1-4	0
6-2-18	East Carolina		0.2	0	0	0	1	1	1-4	0
6-11-18	Arkansas		2.0	2	1	1	0	3	1-4	0

2018 SEASON

Date	Opponent	GS	IP	H	R	ER	BB	SO	W-L	S
2-15-19	Liberty		1.2	0	0	0	2	3	0-0	0

#44 Parker Coyne - Fr. RHP

2018 SEASON

Date	Opponent	GS	IP	H	R	ER	BB	SO	W-L	S
2-21-18	Winthrop		1.0	1	0	0	0	1	0-0	0
2-23-18	Charleston So.		1.0	0	0	0	0	2	0-0	0
3-3-18	Clemson		0.2	0	0	0	1	0	0-0	0
3-14-18	Harvard		1.2	0	0	0	2	4	1-0	0
3-16-18	Florida		1.0	0	0	0	0	0	1-0	0
3-18-18	Florida		1.0	0	0	0	1	3	1-0	0
3-20-18	The Citadel		2.0	1	1	1	0	3	1-1	0
3-25-18	Georgia		1.2	0	0	0	1	0	1-1	0
3-27-18	Davidson		0.1	0	0	0	0	0	1-1	0
3-29-18	Tennessee		0.2	0	0	0	1	1	1-1	0
3-30-18	Tennessee		0.2	1	1	0	1	0	1-1	0
4-3-18	North Carolina		0.0	0	0	0	1	0	1-1	0
4-10-18	The Citadel		2.0	1	1	1	2	1	1-1	0
4-17-18	Presbyterian		2.1	2	1	1	0	3	1-1	0
4-21-18	LSU		1.1	3	4	4	1	1	1-1	0
4-29-18	Vanderbilt		0.1	1	0	0	0	0	1-1	0
5-9-18	Charleston		0.2	2	0	0	0	0	1-1	0
5-23-18	Arkansas		2.2	2	3	1	2	6	1-1	0
6-11-18	Arkansas		1.2	1	0	0	0	1	1-1	0

2019 SEASON

Date	Opponent	GS	IP	H	R	ER	BB	SO	W-L	S
2-19-19	Winthrop		3.0	1	0	0	0	6	1-0	0

#41 Cole Ganopulos - Jr. LHP

2019 SEASON

Date	Opponent	GS	IP	H	R	ER	BB	SO	W-L	SV
2-15-19	Liberty		0.0	0	0	0	1	0	0-0	0

#16 John Gilreath - Fr. LHP

2018 SEASON

Date	Opponent	GS	IP	H	R	ER	BB	SO	W-L	SV
2-16-18	VMI		4.0	3	0	0	0	4	0-0	0
2-20-18	North Florida	*	4.0	1	0	0	1	4	0-0	0
2-25-18	Charleston So.		3.1	1	0	0	0	2	0-0	0
3-3-18	Clemson	*	3.2	7	6	6	3	5	0-0	0
3-9-18	Princeton		4.0	4	1	1	2	8	0-0	1
3-17-18	Florida		0.2	2	3	3	2	0	0-0	1
3-23-18	Georgia	*	4.0	6	3	3	1	2	0-0	1
3-27-18	Davidson		0.0	2	2	2	0	0	0-0	1
3-29-18	Tennessee		1.0	0	0	0	0	0	0-0	1
3-30-18	Tennessee		0.1	2	0	0	0	1	0-0	1
4-3-18	North Carolina		0.2	0	0	0	1	1	0-0	1
4-6-18	Kentucky		1.0	3	1	1	0	1	0-0	1
4-8-18	Kentucky		1.0	1	1	1	0	1	0-0	1
4-14-18	Arkansas		0.1	0	0	0	0	0	0-0	1
4-17-18	Presbyterian		1.1	0	0	0	1	2	0-0	1
4-29-18	Vanderbilt		0.0	0	0	0	0	0	0-0	1
5-9-18	Charleston		2.1	0	0	0	2	3	0-0	1
5-11-18	Missouri		1.2	1	0	0	1	3	0-0	1
5-17-18	Texas A&M		0.2	0	0	0	0	0	0-0	1
5-22-18	Missouri		0.1	0	0	0	2	1	0-0	1
5-23-18	Arkansas		1.1	1	0	0	0	3	0-0	1
5-24-18	LSU		2.1	1	3	0	1	1	0-1	1
6-9-18	Arkansas		1.2	3	1	0	0	2	0-1	1
6-11-18	Arkansas		0.1	1	2	2	1	0	0-1	1

2019 SEASON

Date	Opponent	GS	IP	H	R	ER	BB	SO	W-L	SV
2-15-19	Liberty		1.0	0	1	0	0	2	0-1	0
2-17-19	Liberty		0.1	0	0	0	0	0	0-0	0

#27 Gage Hinson - Jr. RHP

2018 SEASON

Date	Opponent	GS	IP	H	R	ER	BB	SO	W-L	S
2-18-18	VMI		2.0	0	0	0	0	2	0-0	0
2-21-18	Winthrop		3.0	1	0	0	1	0	0-0	0
3-3-18	Clemson		0.2	1	2	2	2	0	0-0	0

#47 Dylan Harley - Fr. LHP

2019 SEASON

Date	Opponent	GS	IP	H	R	ER	BB	SO	W-L	S
2-16-19	Liberty	*	2.2	2	5	5	5	5	0-0	0

#49 Brett Kerry - Fr. RHP

2019 SEASON

Date	Opponent	GS	IP	H	R	ER	BB	SO	W-L	S
2-16-19	Liberty		1.0	0	0	0	0	2	0-0	0
2-17-19	Liberty		2.0	0	0	0	0	3	1-0	0

#43 Hayden Lehman - Jr. RHP

2019 SEASON

Date	Opponent	GS	IP	H	R	ER	BB	SO	W-L	S
2-15-19	Liberty		1.1	1	1	1	1	3	0-0	0
2-17-19	Liberty		0.2	0	0	0	0	0	0-0	0
2-19-19	Winthrop		0.2	0	0	0	0	0	0-0	0

#15 Daniel Lloyd - Fr. RHP

2019 SEASON

Date	Opponent	GS	IP	H	R	ER	BB	SO	W-L	SV
2-16-19	Liberty		0.2	0	0	0	0	0	0-0	0
2-19-19	Winthrop		0.0	0	0	0	1	0	0-0	0

#21 Carmen Mlodzinski - Fr. RHP

2018 SEASON

Date	Opponent	GS	IP	H	R	ER	BB	SO	W-L	S
2-24-18	Charleston So.		1.0	0	0	0	0	2	0-0	0
2-27-18	Furman		2.1	1	2	2	2	3	0-1	0
3-4-18	Clemson		0.2	1	1	1	1	0	0-2	0
3-10-18	Princeton		1.0	1	0	0	0	1	0-2	1
3-17-18	Florida		0.1	2	1	1	1	1	0-2	1
3-20-18	The Citadel		2.0	3	0	0	0	0	0-2	1
3-27-18	Davidson		1.2	1	0	0	1	1	0-2	1
3-29-18	Tennessee		1.2							

5-22-19	Missouri	*	5.0	3	2	2	2	5	2-5	1
6-3-18	UNCW	*	5.0	4	3	3	3	3	3-5	1
6-11-18	Arkansas	*	1.0	4	5	4	1	1	3-6	1

2019 SEASON

Date	Opponent	GS	IP	H	R	ER	BB	SO	W-L	S
2-15-19	Liberty	*	4.1	6	3	3	3	3	0-0	0

#20 Reid Morgan - Jr. RHP

2019 SEASON

Date	Opponent	GS	IP	H	R	ER	BB	SO	W-L	S
2-17-19	Liberty	*	6.0	6	2	1	0	3	0-0	0

#38 TJ Shook - Fr. RHP

2018 SEASON

Date	Opponent	GS	IP	H	R	ER	BB	SO	W-L	S
2-18-18	VMI		1.0	1	0	0	0	0	0-0	0
2-20-18	North Florida		1.0	2	0	0	0	1	0-0	0
2-21-18	Winthrop		1.0	0	0	0	0	1	0-0	0
3-3-18	Clemson		3.1	2	0	0	1	3	0-0	0
3-7-18	N.C. A&T		2.1	1	0	0	0	2	1-0	0
3-10-18	Princeton		3.0	2	0	0	2	2	1-0	0
3-16-18	Florida		1.1	4	2	2	1	3	1-0	0
3-20-18	The Citadel		1.0	3	1	1	0	0	1-0	0
3-31-18	Tennessee		1.0	2	0	0	0	2	1-0	0
4-3-18	North Carolina		0.2	2	2	2	0	0	1-0	0
4-6-18	Kentucky		1.0	1	0	0	1	1	1-0	0
4-14-18	Arkansas		0.2	1	0	0	0	1	1-0	0
4-17-18	Presbyterian		0.1	1	2	0	2	1	1-0	0
4-21-18	LSU		1.2	1	0	0	1	1	1-0	0
4-27-18	Vanderbilt		3.1	0	0	0	2	5	2-0	0
5-4-18	Ole Miss		2.0	3	1	1	1	2	3-0	0
5-9-18	Charleston		0.2	1	1	1	1	0	3-0	0
5-11-18	Missouri		1.0	2	0	0	0	2	3-0	0
5-17-18	Texas A&M		0.0	1	0	0	1	0	3-0	0
5-23-18	Arkansas		0.1	1	0	0	2	0	3-0	0
5-24-18	LSU		0.1	1	0	0	0	0	3-0	0

2019 SEASON

Date	Opponent	GS	IP	H	R	ER	BB	SO	W-L	S
2-15-19	Liberty		2.1	4	2	1	0	5	1-0	0
2-19-19	Winthrop	*	1.0	3	4	3	1	3	1-0	0

#37 Cam Tringali - R-Fr. RHP

2019 SEASON

Date	Opponent	GS	IP	H	R	ER	BB	SO	W-L	S
2-16-19	Liberty		2.1	2	0	0	1	3	0-0	0
2-19-19	Winthrop		2.0	2	2	1	0	1	0-0	0

INNINGS SUMMARY

	1	2	3	4	5	6	7	8	9	X	Total
USC	5	5	1	4	4	5	0	4	1	0	29
OPP.	5	2	9	1	1	0	0	1	1	1	21

RECORD WHEN TEAM SCORES

Runs	0	1	2	3	4	5	6	7	8	9	10+
W-L	0-0	0-0	0-0	1-0	0-0	0-1	0-0	0-0	1-0	0-0	1-0

RECORD WHEN OPP. SCORES

Runs	0	1	2	3	4	5	6	7	8	9	10+
W-L	0-0	0-0	1-0	0-0	0-0	0-0	1-1	1-0	0-0	0-0	0-0

RECORD WHEN LEADING AFTER

Inn.	1	2	3	4	5	6	7	8
W-L	1-0	1-1	1-0	1-0	1-1	2-1	2-1	2-1

RECORD WHEN TRAILING AFTER

Inn.	1	2	3	4	5	6	7	8
W-L	2-0	2-0	2-0	2-0	1-0	0-0	0-0	0-0

CAROLINA WHEN...

Situation	Record
Total	3-1
Conference	0-0
Non-Conf	3-1
Home	3-1
Away	0-0
Neutral	0-0
Day	3-1
Night	0-0
vs Left	2-0
vs Right	1-1
1-Run games	1-1
2-Run games	1-0
5+Run games	1-0
Extra inns	0-1
Shutouts	0-0
Scoring 0-2 runs	0-0
Scoring 3-5 runs	1-1
Scoring 6-9 runs	1-0
Scoring 10+ runs	1-0
Opponent 0-2 runs	1-0
Opponent 3-5 runs	0-0
Opponent 6-9 runs	2-1
Opponent 10+ runs	0-0
Scored in 1st inning	1-0
Scores first	1-1
Opp. scores first	2-0
After 6 leading	2-1
After 6 trailing	0-0
After 6 tied	1-0
After 7 leading	2-1
After 7 trailing	0-0
After 7 tied	1-0
After 8 leading	2-1
After 8 trailing	0-0
After 8 tied	1-0
Hit 0 home runs	1-0
Hit 1 home run	1-0
Hit 2+ home runs	1-1
Opponent 0 home runs	3-0
Opponent 1 home run	0-1
Opponent 2+ HRs	0-0
Made 0 errors	0-0
Made 1 error	1-1
Made 2+ errors	2-0
Opp. made 0 errors	2-0
Opp. made 1 error	0-1
Opp. made 2+ errors	1-0
Out-hit opponent	2-1
Out-hit by opponent	1-0
Hits are tied	0-0

RECORD BY DEFENSIVE LINE-UP RECORD BY BATTING ORDER

STARTING LINEUP BY POSITION (Team record when starter)

PITCHER:

20 Reid Morgan	1	(1-0)
47 Dylan Harley	1	(1-0)
21 Carmen Mlodzinski	1	(0-1)
36 TJ Shook	1	(1-0)

CATCHER:

14 Luke Berryhill	3	(3-0)
33 Chris Cullen	1	(0-1)

FIRST BASE:

12 Josiah Sightler	2	(1-1)
35 Jordan Holladay	1	(1-0)
33 Chris Cullen	1	(1-0)

SECOND BASE:

2 Noah Campbell	4	(3-1)
-----------------	---	-------

THIRD BASE:

7 Jacob Olson	4	(3-1)
---------------	---	-------

SHORTSTOP:

10 Nick Neville	4	(3-1)
-----------------	---	-------

LEFT FIELD:

3 Brady Allen	3	(3-0)
14 Luke Berryhill	1	(0-1)

CENTER FIELD:

5 TJ Hopkins	4	(3-1)
--------------	---	-------

RIGHT FIELD:

11 Andrew Eyster	4	(3-1)
------------------	---	-------

DESIGNATED HITTER:

26 Quinntin Perez	3	(3-0)
3 Brady Allen	1	(0-1)

STARTING LINEUP BY LINEUP SPOT (Team record when starter)

LEADOFF:

2 Noah Campbell	4	(3-1)
-----------------	---	-------

2ND SPOT:

3 Brady Allen	2	(2-0)
11 Andrew Eyster	1	(0-1)
26 Quinntin Perez	1	(1-0)

3RD SPOT:

5 TJ Hopkins	4	(3-1)
--------------	---	-------

CLEANUP:

14 Luke Berryhill	4	(3-1)
-------------------	---	-------

5TH SPOT:

7 Jacob Olson	4	(3-1)
---------------	---	-------

6TH SPOT:

26 Quinntin Perez	2	(2-0)
3 Brady Allen	1	(0-1)
33 Chris Cullen	1	(1-0)

7TH SPOT:

11 Andrew Eyster	3	(3-0)
10 Nick Neville	1	(0-1)

8TH SPOT:

35 Jordan Holladay	1	(1-0)
33 Chris Cullen	1	(0-1)
10 Nick Neville	1	(1-0)
3 Brady Allen	1	(1-0)

9TH SPOT:

12 Josiah Sightler	2	(1-1)
10 Nick Neville	2	(1-1)

STARTERS SUMMARY

Player	Position											Batting Order										
	GS	P	C	1B	2B	3B	SS	LF	CF	RF	OF	DH	1st	2nd	3rd	4th	5th	6th	7th	8th	9th	
11 Andrew Eyster	4	4	1	3	.	.
14 Luke Berryhill	4	.	3	1	4
10 Nick Neville	4	4	1	1	2
2 Noah Campbell	4	.	.	.	4	4
5 TJ Hopkins	4	4	4
3 Brady Allen	4	3	.	.	.	1	.	2	.	.	.	1	.	1	.	.
7 Jacob Olson	4	4	4
26 Quinntin Perez	3	3	.	1	.	.	.	2
12 Josiah Sightler	2	.	.	2	2
33 Chris Cullen	2	.	1	1	1	.	1	.	.
36 TJ Shook	1	1
35 Jordan Holladay	1	.	.	1	1	.
20 Reid Morgan	1	1
47 Dylan Harley	1	1
21 Carmen Mlodzinski	1	1

GAMECOCK STREAKS

Multiple Hit Games	2	3	4	5+	Total
5 TJ Hopkins	1	1	-	-	2
7 Jacob Olson	2	-	-	-	2
2 Noah Campbell	1	-	-	-	1
14 Luke Berryhill	1	-	-	-	1
26 Quinttin Perez	1	-	-	-	1
10 Nick Neville	1	-	-	-	1
3 Brady Allen	1	-	-	-	1
TEAM	8	1	0	0	9

Multiple RBI Games	2	3	4	5+	Total
14 Luke Berryhill	1	1	-	-	2
3 Brady Allen	-	1	-	-	1
11 Andrew Eyster	1	-	-	-	1
5 TJ Hopkins	1	-	-	-	1
26 Quinttin Perez	1	-	-	-	1
7 Jacob Olson	-	-	1	-	1
TEAM	4	2	1	0	7

Hitting Streaks	Longest	Current
5 TJ Hopkins	4	4
11 Andrew Eyster	4	4
7 Jacob Olson	4	4
10 Nick Neville	3	-
14 Luke Berryhill	2	1
35 Jordan Holladay	2	-
2 Noah Campbell	2	2
26 Quinttin Perez	1	-
33 Chris Cullen	1	-
3 Brady Allen	1	-

Reached Base Streaks	Longest	Current
11 Andrew Eyster	4	4
14 Luke Berryhill	4	4
7 Jacob Olson	4	4
26 Quinttin Perez	4	4
5 TJ Hopkins	4	4
10 Nick Neville	3	-
2 Noah Campbell	3	3
35 Jordan Holladay	2	-
3 Brady Allen	2	1
33 Chris Cullen	1	-

INDIVIDUAL CAREER STATS

Brady Allen

Year	avg	gp-gs	ab	r	h	2b	3b	hr	rbi	tb	slg%	bb	hbp	so	gdp	ob%	sf	sh	sb-att	po	a	e	fld%
2019	.154	4-4	13	4	2	0	0	1	3	5	.385	5	0	6	0	.389	0	0	0-0	9	0	0	1.000
TOTAL	.154	4-4	13	4	2	0	0	1	3	5	.385	5	0	6	0	.389	0	0	0-0	9	0	0	1.000

Luke Berryhill

Year	avg	gp-gs	ab	r	h	2b	3b	hr	rbi	tb	slg%	bb	hbp	so	gdp	ob%	sf	sh	sb-att	po	a	e	fld%
2019	.267	4-4	15	6	4	1	1	1	5	10	.667	4	0	4	0	.421	0	0	0-0	32	1	1	.971
TOTAL	.267	4-4	15	6	4	1	1	1	5	10	.667	4	0	4	0	.421	0	0	0-0	32	1	1	.971

Sawyer Bridges

Year	avg	gp-gs	ab	r	h	2b	3b	hr	rbi	tb	slg%	bb	hbp	so	gdp	ob%	sf	sh	sb-att	po	a	e	fld%
2017	.000	1-0	0	1	0	0	0	0	0	0	.000	0	0	0	0	.000	0	0	0-0	0	0	0	.000
2018	.000	0-0	0	0	0	0	0	0	0	0	.000	0	0	0	0	.000	0	0	0-0	2	8	0	1.000
2019	.000	0-0	0	0	0	0	0	0	0	0	.000	0	0	0	0	.000	0	0	0-0	1	3	0	1.000
TOTAL	.000	1-0	0	1	0	0	0	0	0	0	.000	0	0	0	0	.000	0	0	0-0	3	11	0	1.000

Year	era	w-l	app	gs	cg	sho	sv	ip	h	r	er	bb	so	2b	3b	hr	bf	bavg	wp	hbp	bk	sfa	sha
2017	11.45	0-0	8	1	0	0/0	0	11.0	18	15	14	9	14	3	1	3	62	.360	2	3	0	0	0
2018	1.35	2-1	21	0	0	0/1	5	33.1	27	7	5	9	25	6	0	1	138	.223	1	1	0	3	3
2019	1.80	0-0	2	0	0	0/0	1	5.0	2	1	1	0	7	1	0	1	17	.118	0	0	0	0	0
TOTAL	3.65	2-1	31	1	0	0/1	6	49.1	47	23	20	18	46	10	1	5	217	.250	3	4	0	3	3

Noah Campbell

Year	avg	gp-gs	ab	r	h	2b	3b	hr	rbi	tb	slg%	bb	hbp	so	gdp	ob%	sf	sh	sb-att	po	a	e	fld%
2018	.270	47-42	163	34	44	3	3	3	13	62	.380	23	4	33	1	.372	1	2	7-8	13	1	2	.875
2019	.167	4-4	18	3	3	1	0	0	1	4	.222	3	0	6	0	.286	0	0	0-1	5	7	1	.923
TOTAL	.260	51-46	181	37	47	4	3	3	14	66	.365	26	4	39	1	.363	1	2	7-9	18	8	3	.897

Ridge Chapman

Year	avg	gp-gs	ab	r	h	2b	3b	hr	rbi	tb	slg%	bb	hbp	so	gdp	ob%	sf	sh	sb-att	po	a	e	fld%
2018	.000	0-0	0	0	0	0	0	0	0	0	.000	0	0	0	0	.000	0	0	0-0	3	5	1	.889
2019	.000	0-0	0	0	0	0	0	0	0	0	.000	0	0	0	0	.000	0	0	0-0	0	1	0	1.000
TOTAL	.000	0-0	0	0	0	0	0	0	0	0	.000	0	0	0	0	.000	0	0	0-0	3	6	1	.900

Year	era	w-l	app	gs	cg	sho	sv	ip	h	r	er	bb	so	2b	3b	hr	bf	bavg	wp	hbp	bk	sfa	sha
2018	4.93	1-4	16	6	0	0/1	0	38.1	25	22	21	24	36	3	3	7	162	.194	7	2	0	4	3
2019	0.00	0-0	1	0	0	0/0	0	1.2	0	0	0	2	3	0	0	0	7	.000	1	0	0	0	1
TOTAL	4.72	1-4	17	6	0	0/1	0	40.0	25	22	21	26	39	3	3	7	169	.188	8	2	0	4	4

Parker Coyne

Year	avg	gp-gs	ab	r	h	2b	3b	hr	rbi	tb	slg%	bb	hbp	so	gdp	ob%	sf	sh	sb-att	po	a	e	fld%
2018	.000	0-0	0	0	0	0	0	0	0	0	.000	0	0	0	0	.000	0	0	0-0	2	2	0	1.000
TOTAL	.000	0-0	0	0	0	0	0	0	0	0	.000	0	0	0	0	.000	0	0	0-0	2	2	0	1.000

Year	era	w-l	app	gs	cg	sho	sv	ip	h	r	er	bb	so	2b	3b	hr	bf	bavg	wp	hbp	bk	sfa	sha
2018	3.18	1-1	19	0	0	0/1	0	22.2	15	11	8	13	26	2	0	3	92	.192	4	1	0	0	0
2019	0.00	1-0	1	0	0	0/0	0	3.0	1	0	0	0	6	1	0	0	10	.100	0	0	0	0	0
TOTAL	2.81	2-1	20	0	0	0/1	0	25.2	16	11	8	13	32	3	0	3	102	.182	4	1	0	0	0

INDIVIDUAL CAREER STATS

Chris Cullen

Year	avg	gp-gs	ab	r	h	2b	3b	hr	rbi	tb	slg%	bb	hbp	so	gdp	ob%	sf	sh	sb-att	po	a	e	fld%
2016	.238	50-41	147	19	35	11	0	1	23	49	.333	22	2	37	3	.337	4	4	2-3	426	35	4	.991
2017	.276	34-31	105	19	29	5	0	5	18	49	.467	12	5	27	2	.377	0	2	1-1	237	18	4	.985
2018	.190	40-32	116	14	22	3	0	3	15	34	.293	14	4	28	4	.294	2	0	0-0	265	20	1	.997
2019	.111	3-2	9	1	1	1	0	0	1	2	.222	0	0	2	0	.111	0	1	0-0	24	2	0	1.000
TOTAL	.231	127-106	377	53	87	20	0	9	57	134	.355	48	11	94	9	.330	6	7	3-4	952	75	9	.991

Jacob English

Year	avg	gp-gs	ab	r	h	2b	3b	hr	rbi	tb	slg%	bb	hbp	so	gdp	ob%	sf	sh	sb-att	po	a	e	fld%
2019	.000	1-0	0	0	0	0	0	0	0	0	.000	0	0	0	0	.000	0	0	0-0	0	0	0	.000
TOTAL	.000	1-0	0	0	0	0	0	0	0	0	.000	0	0	0	0	.000	0	0	0-0	0	0	0	.000

Andrew Eyster

Year	avg	gp-gs	ab	r	h	2b	3b	hr	rbi	tb	slg%	bb	hbp	so	gdp	ob%	sf	sh	sb-att	po	a	e	fld%
2019	.286	4-4	14	1	4	1	0	0	3	5	.357	2	0	4	0	.353	1	0	0-0	5	0	0	1.000
TOTAL	.286	4-4	14	1	4	1	0	0	3	5	.357	2	0	4	0	.353	1	0	0-0	5	0	0	1.000

Cole Ganopulos

Year	era	w-l	app	gs	cg	sho	sv	ip	h	r	er	bb	so	2b	3b	hr	bf	bavg	wp	hbp	bk	sfa	sha
2019	0.00	0-0	1	0	0	0/0	0	0.0	0	0	0	1	0	0	0	0	1	.000	0	0	0	0	0
TOTAL	0.00	0-0	1	0	0	0/0	0	0.0	0	0	0	1	0	0	0	0	1	.000	0	0	0	0	0

John Gilreath

Year	avg	gp-gs	ab	r	h	2b	3b	hr	rbi	tb	slg%	bb	hbp	so	gdp	ob%	sf	sh	sb-att	po	a	e	fld%
2018	.000	0-0	0	0	0	0	0	0	0	0	.000	0	0	0	0	.000	0	0	0-0	1	1	0	1.000
2019	.000	0-0	0	0	0	0	0	0	0	0	.000	0	0	0	0	.000	0	0	0-0	0	0	1	.000
TOTAL	.000	0-0	0	0	0	0	0	0	0	0	.000	0	0	0	0	.000	0	0	0-0	1	1	1	.667

Year	era	w-l	app	gs	cg	sho	sv	ip	h	r	er	bb	so	2b	3b	hr	bf	bavg	wp	hbp	bk	sfa	sha
2018	4.28	0-1	24	3	0	0/0	1	40.0	39	23	19	18	44	7	1	3	176	.260	7	4	0	4	0
2019	0.00	0-1	2	0	0	0/0	0	1.1	0	1	0	0	2	0	0	0	5	.000	1	0	0	0	0
TOTAL	4.14	0-2	26	3	0	0/0	1	41.1	39	24	19	18	46	7	1	3	181	.252	8	4	0	4	0

Dylan Harley

Year	avg	gp-gs	ab	r	h	2b	3b	hr	rbi	tb	slg%	bb	hbp	so	gdp	ob%	sf	sh	sb-att	po	a	e	fld%
2019	.000	0-0	0	0	0	0	0	0	0	0	.000	0	0	0	0	.000	0	0	0-0	0	1	0	1.000
TOTAL	.000	0-0	0	0	0	0	0	0	0	0	.000	0	0	0	0	.000	0	0	0-0	0	1	0	1.000

Year	era	w-l	app	gs	cg	sho	sv	ip	h	r	er	bb	so	2b	3b	hr	bf	bavg	wp	hbp	bk	sfa	sha
2019	16.88	0-0	1	1	0	0/0	0	2.2	2	5	5	5	5	0	0	0	15	.200	0	0	1	0	0
TOTAL	16.88	0-0	1	1	0	0/0	0	2.2	2	5	5	5	5	0	0	0	15	.200	0	0	1	0	0

INDIVIDUAL CAREER STATS

Dylan Harley

Year	avg	gp-gs	ab	r	h	2b	3b	hr	rbi	tb	slg%	bb	hbp	so	gdp	ob%	sf	sh	sb-att	po	a	e	fld%
2019	.000	0-0	0	0	0	0	0	0	0	0	.000	0	0	0	0	.000	0	0	0-0	0	1	0	1.000
TOTAL	.000	0-0	0	0	0	0	0	0	0	0	.000	0	0	0	0	.000	0	0	0-0	0	1	0	1.000

Year	era	w-l	app	gs	cg	sho	sv	ip	h	r	er	bb	so	2b	3b	hr	bf	bavg	wp	hbp	bk	sfa	sha
2019	16.88	0-0	1	1	0	0/0	0	2.2	2	5	5	5	5	0	0	0	15	.200	0	0	1	0	0
TOTAL	16.88	0-0	1	1	0	0/0	0	2.2	2	5	5	5	5	0	0	0	15	.200	0	0	1	0	0

Gage Hinson

Year	avg	gp-gs	ab	r	h	2b	3b	hr	rbi	tb	slg%	bb	hbp	so	gdp	ob%	sf	sh	sb-att	po	a	e	fld%
2018	.000	0-0	0	0	0	0	0	0	0	0	.000	0	0	0	0	.000	0	0	0-0	1	0	0	1.000
TOTAL	.000	0-0	0	0	0	0	0	0	0	0	.000	0	0	0	0	.000	0	0	0-0	1	0	0	1.000

Year	era	w-l	app	gs	cg	sho	sv	ip	h	r	er	bb	so	2b	3b	hr	bf	bavg	wp	hbp	bk	sfa	sha
2018	3.18	0-0	3	0	0	0/1	0	5.2	2	2	2	3	2	0	0	0	22	.118	0	1	0	1	0
TOTAL	3.18	0-0	3	0	0	0/1	0	5.2	2	2	2	3	2	0	0	0	22	.118	0	1	0	1	0

Jordan Holladay

Year	avg	gp-gs	ab	r	h	2b	3b	hr	rbi	tb	slg%	bb	hbp	so	gdp	ob%	sf	sh	sb-att	po	a	e	fld%
2018	.077	7-3	13	1	1	1	0	0	0	2	.154	1	0	7	0	.143	0	0	0-0	19	1	1	.952
2019	.333	3-1	6	0	2	0	0	0	1	2	.333	0	0	1	0	.286	1	0	0-0	8	0	1	.889
TOTAL	.158	10-4	19	1	3	1	0	0	1	4	.211	1	0	8	0	.190	1	0	0-0	27	1	2	.933

TJ Hopkins

Year	avg	gp-gs	ab	r	h	2b	3b	hr	rbi	tb	slg%	bb	hbp	so	gdp	ob%	sf	sh	sb-att	po	a	e	fld%
2016	.322	43-31	121	25	39	5	1	1	26	49	.405	14	1	37	0	.388	3	2	8-11	67	2	0	1.000
2017	.258	52-49	190	37	49	11	2	5	20	79	.416	15	2	44	2	.316	2	2	7-9	98	3	0	1.000
2018	.345	37-30	119	31	41	8	2	2	24	59	.496	19	4	27	3	.448	1	1	14-16	68	0	2	.971
2019	.438	4-4	16	7	7	1	1	2	5	16	1.000	3	0	5	0	.526	0	0	2-3	9	0	0	1.000
TOTAL	.305	136-114	446	100	136	25	6	10	75	203	.455	51	7	113	5	.380	6	5	31-39	242	5	2	.992

Brett Kerry

Year	avg	gp-gs	ab	r	h	2b	3b	hr	rbi	tb	slg%	bb	hbp	so	gdp	ob%	sf	sh	sb-att	po	a	e	fld%
2019	0.00	1-0	2	0	0	0/0	0	3.0	0	0	0	0	5	0	0	0	9	.000	0	0	0	0	0
TOTAL	0.00	1-0	2	0	0	0/0	0	3.0	0	0	0	0	5	0	0	0	9	.000	0	0	0	0	0

Hayden Lehman

Year	avg	gp-gs	ab	r	h	2b	3b	hr	rbi	tb	slg%	bb	hbp	so	gdp	ob%	sf	sh	sb-att	po	a	e	fld%
2019	.000	0-0	0	0	0	0	0	0	0	0	.000	0	0	0	0	.000	0	0	0-0	1	0	0	1.000
TOTAL	.000	0-0	0	0	0	0	0	0	0	0	.000	0	0	0	0	.000	0	0	0-0	1	0	0	1.000

Year	era	w-l	app	gs	cg	sho	sv	ip	h	r	er	bb	so	2b	3b	hr	bf	bavg	wp	hbp	bk	sfa	sha
2019	3.38	0-0	3	0	0	0/0	0	2.2	1	1	1	1	3	1	0	0	11	.100	2	0	0	0	0
TOTAL	3.38	0-0	3	0	0	0/0	0	2.2	1	1	1	1	3	1	0	0	11	.100	2	0	0	0	0

INDIVIDUAL CAREER STATS

Daniel Lloyd

Year	avg	gp-gs	ab	r	h	2b	3b	hr	rbi	tb	slg%	bb	hbp	so	gdp	ob%	sf	sh	sb-att	po	a	e	fld%
2019	.000	0-0	0	0	0	0	0	0	0	0	.000	0	0	0	0	.000	0	0	0-0	0	1	0	1.000
TOTAL	.000	0-0	0	0	0	0	0	0	0	0	.000	0	0	0	0	.000	0	0	0-0	0	1	0	1.000

Year	era	w-l	app	gs	cg	sho	sv	ip	h	r	er	bb	so	2b	3b	hr	bf	bavg	wp	hbp	bk	sfa	sha
2019	0.00	0-0	2	0	0	0/0	0	0.2	0	0	0	1	0	0	0	0	5	.000	0	2	0	0	0
TOTAL	0.00	0-0	2	0	0	0/0	0	0.2	0	0	0	1	0	0	0	0	5	.000	0	2	0	0	0

Carmen Mlodzinski

Year	avg	gp-gs	ab	r	h	2b	3b	hr	rbi	tb	slg%	bb	hbp	so	gdp	ob%	sf	sh	sb-att	po	a	e	fld%
2018	.000	0-0	0	0	0	0	0	0	0	0	.000	0	0	0	0	.000	0	0	0-0	6	6	0	1.000
2019	.000	0-0	0	0	0	0	0	0	0	0	.000	0	0	0	0	.000	0	0	0-0	1	0	0	1.000
TOTAL	.000	0-0	0	0	0	0	0	0	0	0	.000	0	0	0	0	.000	0	0	0-0	7	6	0	1.000

Year	era	w-l	app	gs	cg	sho	sv	ip	h	r	er	bb	so	2b	3b	hr	bf	bavg	wp	hbp	bk	sfa	sha
2018	5.52	3-6	19	7	0	0/0	1	45.2	47	30	28	21	43	7	2	3	207	.264	7	3	0	0	5
2019	6.23	0-0	1	1	0	0/0	0	4.1	6	3	3	3	3	2	0	0	23	.316	0	1	0	0	0
TOTAL	5.58	3-6	20	8	0	0/0	1	50.0	53	33	31	24	46	9	2	3	230	.269	7	4	0	0	5

Reid Morgan

Year	avg	gp-gs	ab	r	h	2b	3b	hr	rbi	tb	slg%	bb	hbp	so	gdp	ob%	sf	sh	sb-att	po	a	e	fld%
2019	.000	0-0	0	0	0	0	0	0	0	0	.000	0	0	0	0	.000	0	0	0-0	0	3	0	1.000
TOTAL	.000	0-0	0	0	0	0	0	0	0	0	.000	0	0	0	0	.000	0	0	0-0	0	3	0	1.000

Year	era	w-l	app	gs	cg	sho	sv	ip	h	r	er	bb	so	2b	3b	hr	bf	bavg	wp	hbp	bk	sfa	sha
2019	1.50	0-0	1	1	0	0/0	0	6.0	6	2	1	0	3	1	0	0	24	.250	1	0	0	0	0
TOTAL	1.50	0-0	1	1	0	0/0	0	6.0	6	2	1	0	3	1	0	0	24	.250	1	0	0	0	0

Nick Neville

Year	avg	gp-gs	ab	r	h	2b	3b	hr	rbi	tb	slg%	bb	hbp	so	gdp	ob%	sf	sh	sb-att	po	a	e	fld%
2019	.308	4-4	13	0	4	1	0	0	1	5	.385	4	0	6	0	.471	0	0	0-0	1	7	0	1.000
TOTAL	.308	4-4	13	0	4	1	0	0	1	5	.385	4	0	6	0	.471	0	0	0-0	1	7	0	1.000

Jacob Olson

Year	avg	gp-gs	ab	r	h	2b	3b	hr	rbi	tb	slg%	bb	hbp	so	gdp	ob%	sf	sh	sb-att	po	a	e	fld%
2017	.294	58-56	221	37	65	10	1	6	27	95	.430	13	5	41	2	.347	0	0	4-4	91	13	1	.990
2018	.234	62-62	235	40	55	20	0	12	36	111	.472	14	5	49	1	.290	1	2	3-4	124	9	2	.985
2019	.353	4-4	17	5	6	2	0	2	4	14	.824	2	0	3	0	.421	0	0	0-0	7	4	1	.917
TOTAL	.266	124-122	473	82	126	32	1	20	67	220	.465	29	10	93	3	.322	1	2	7-8	222	26	4	.984

Quintin Perez

Year	avg	gp-gs	ab	r	h	2b	3b	hr	rbi	tb	slg%	bb	hbp	so	gdp	ob%	sf	sh	sb-att	po	a	e	fld%
2019	.200	4-3	10	2	2	0	0	0	2	2	.200	1	3	3	0	.429	0	0	0-0	0	0	0	.000
TOTAL	.200	4-3	10	2	2	0	0	0	2	2	.200	1	3	3	0	.429	0	0	0-0	0	0	0	.000

INDIVIDUAL CAREER STATS

TJ Shook

Year	avg	gp-gs	ab	r	h	2b	3b	hr	rbi	tb	slg%	bb	hbp	so	gdp	ob%	sf	sh	sb-att	po	a	e	fld%
2018	.000	0-0	0	0	0	0	0	0	0	0	.000	0	0	0	0	.000	0	0	0-0	2	0	0	1.000
TOTAL	.000	0-0	0	0	0	0	0	0	0	0	.000	0	0	0	0	.000	0	0	0-0	2	0	0	1.000

Year	era	w-l	app	gs	cg	sho	sv	ip	h	r	er	bb	so	2b	3b	hr	bf	bavg	wp	hbp	bk	sfa	sha
2018	2.33	3-0	21	0	0	0/1	0	27.0	32	9	7	15	27	5	0	0	123	.305	0	1	0	1	1
2019	10.80	1-0	2	1	0	0/0	0	3.1	7	6	4	1	8	5	0	0	19	.389	3	0	0	0	0
TOTAL	3.26	4-0	23	1	0	0/1	0	30.1	39	15	11	16	35	10	0	0	142	.317	3	1	0	1	1

Josiah Sightler

Year	avg	gp-gs	ab	r	h	2b	3b	hr	rbi	tb	slg%	bb	hbp	so	gdp	ob%	sf	sh	sb-att	po	a	e	fld%
2019	.000	2-2	5	0	0	0	0	0	0	0	.000	0	0	3	0	.000	0	0	0-0	11	2	0	1.000
TOTAL	.000	2-2	5	0	0	0	0	0	0	0	.000	0	0	3	0	.000	0	0	0-0	11	2	0	1.000

Cam Tringali

Year	avg	gp-gs	ab	r	h	2b	3b	hr	rbi	tb	slg%	bb	hbp	so	gdp	ob%	sf	sh	sb-att	po	a	e	fld%
2019	.000	0-0	0	0	0	0	0	0	0	0	.000	0	0	0	0	.000	0	0	0-0	0	0	1	.000
TOTAL	.000	0-0	0	0	0	0	0	0	0	0	.000	0	0	0	0	.000	0	0	0-0	0	0	1	.000

Year	era	w-l	app	gs	cg	sho	sv	ip	h	r	er	bb	so	2b	3b	hr	bf	bavg	wp	hbp	bk	sfa	sha
2019	2.08	0-0	2	0	0	0/0	0	4.1	4	2	1	1	4	0	0	0	18	.250	2	0	0	0	1
TOTAL	2.08	0-0	2	0	0	0/0	0	4.1	4	2	1	1	4	0	0	0	18	.250	2	0	0	0	1



#17 MARK KINGSTON

HEAD COACH

2ND SEASON AT SOUTH CAROLINA - 10TH SEASON AS HEAD COACH NORTH CAROLINA (1995)

Mark Kingston was named the head baseball coach at the University of South Carolina on June 30, 2017. He became the 30th head coach in the history of Gamecock Baseball.

Kingston's first team at Carolina (2018) advanced to the Super Regionals in Arkansas after going 3-0 in the Greenville Regional at East Carolina. The Gamecocks won each of their last five SEC series in 2018, as Carolina swept LSU and won series against Vanderbilt, Ole Miss, Missouri and Texas A&M on its way to a third place finish in the SEC East (17-13) and fifth-place overall conference finish. Carolina handed Arkansas its only postseason loss until the College World Series championship series, defeating the Razorbacks 8-5 in game two of the super regional. The Carolina team finished seventh in the country in fielding percentage (.980) and 12th in home runs (79). Kingston coached 10 players that were picked in the 2018 MLB First-Year Player Draft and had 12 players selected to the Spring SEC Academic Honor Roll.

Kingston came to Carolina following a three-year stint as the head coach at USF. He compiled a 100-78-1 record while in Tampa, helping the Bulls to a pair of NCAA Regional appearances. Kingston owns a career mark of 313-207-1 in nine seasons as a head coach, including five at Illinois State, with four NCAA appearances in that nine-year span.

Kingston has helped lead 12 teams to NCAA Tournament berths as an assistant and head coach -- with five of those teams appearing in the NCAA Super Regionals, two participating in the College World Series and one winning a national championship. As a player at the University of North Carolina, Kingston was part of the 1989 Tar Heels squad that won an Atlantic Coast Conference regular-season title and advanced to the College World Series. He also helped UNC win the ACC Tournament and advance to the NCAA Regionals in 1990. As an assistant coach, Kingston helped the Miami Hurricanes capture the 2001 College World Series as the No. 1 overall seed. His 21-year collegiate coaching career also includes stops at Tulane, where he helped guide the Green Wave to the 2005 College World Series, and Purdue.

Kingston guided USF to a 42-19 mark in 2017, the first time since 1996 that the team had reached the 40-win mark. Under Kingston's leadership, the Bulls earned their second trip to the NCAA Tournament in three years. USF won 19-straight games from Feb. 19 - March 22, the second-longest streak in program history. During that streak, USF defeated then No. 3 Florida State in Tallahassee, its first victory against FSU since 1989. On May 9, the Bulls defeated then-No. 5 Florida in Gainesville. It marked the first time in program history that the Bulls beat both FSU and Florida on the road in the same season. The victories were just USF's second and third wins over top-five teams in program history. Kingston reached the 100-win mark at the helm of the program in the Gainesville Regional opener with a 9-1 win over Bethune-Cookman, making him the second-fastest coach in program history to reach 100 victories.

Kingston's Bulls dominated on the mound in 2017, posting a 3.24 team ERA and allowing 7.64 hits per nine innings, both in the top-10 nationally. The pitchers led the country with 10.1 strikeouts per nine innings and set a program record with 620 strikeouts. Offensively, shortstop Kevin Merrell set an American Athletic Conference record with a .384 average, the third-straight year he led the Bulls in hitting. Merrell was named an All-American by four separate publications and was named to the AAC First Team for a second-straight year. He was one of five Bulls named to All-American Athletic Conference teams, the most since 2009. Merrell was drafted by the Oakland Athletics with the 33rd overall pick in the MLB Amateur Draft, becoming the third-highest drafted player in program history. Overall, four USF players were selected in the draft, as Phoenix Sanders went in the 10th round to the Tampa Bay Rays, Joe Cavallaro was taken in the 24th round by the New York Mets and Ryan Valdes was selected in the 33rd round by the Pittsburgh Pirates.

In 2016, the Bulls recorded 517 strikeouts, logging back-to-back seasons of over 500 strikeouts for the first time in school history. Merrell posted a team-high .320 batting average and a first-team all-conference selection in the AAC. Pitcher Brandon Lawson also notched over 100 strikeouts on his way to a second-team all-conference honor. The Bulls won two series against ranked teams (No. 25 Michigan State, at No. 22 East Carolina), and had three players drafted - pitcher Tommy Eveld (ninth round, Arizona), pitcher Brandon Lawson (13th round, Tampa Bay), and outfielder Luke Maglich (34th round, Philadelphia).

Kingston made an immediate impact at USF in 2015, leading the Bulls to an NCAA Regional for the first time since 2002. Kingston and his staff increased the Bulls' 2014 win total by seven and earned the team's first NCAA Tournament win in 13 years. Coach Kingston's guidance helped produce four players who were drafted by Major League Baseball clubs, including pitcher Jimmy Herget (sixth round, Cincinnati), pitcher Tommy Peterson (12th round, Washington), infielder Kyle Teaf (30th round, Tampa Bay), and pitcher Casey Mulholland (37th round, Dodgers). Merrell was recognized as a Louisville Slugger Freshman All-American, and catcher Levi Borders was named to the Johnny Bench Watch list and was a unanimous selection on The American's First Team. Herget was also named to The American's First Team, and Peterson earned second-team honors. Merrell, first baseman Buddy Putnum, and Teaf were also named to the NCAA Gainesville Regional All-Tournament team.

Kingston came to USF with a long track record as a top-level recruiter and a producer of offensively explosive teams. He spent 2010-2014 as the head coach at Illinois State University, where he led the Redbirds to two MVC regular season championships and one conference tournament title while twice breaking the program's season wins record. He won more than 30 games in each of his five seasons at ISU, a program-record string that included a season-record 39 wins in 2013. He reached the MVC Tournament championship game three times and compiled an overall record of 173-102 (.629 win-

2 NCAA Championships, 3 SEC Championships, 7 SEC East Titles, 32 NCAA Appearances

ning percentage). Kingston was twice named a "Rising College Coach" by Kendall Rogers of Perfect Game USA during a five-year tenure at Illinois State (2010-2014) in which he earned MVC Coach of the Year honors in 2010 and 2013 and helped 18 Redbirds earn First-Team all-MVC honors. Two of his players were named MVC Player or Pitcher of the Year and eight were selected in the Major League Baseball First-Year Player Draft.

Kingston led ISU to rapid success, as the Redbirds ranked second in conference wins (64) from 2010-14 while posting two first-place finishes and no worse than a fourth-place conclusion in the MVC. His overall winning percentage of .629 and average of 35 wins per season were a strong improvement over previous seasons. ISU's average RPI rating of 69.50 from 2010-13 ranked fifth among all northern Division I programs and Kingston's recruiting classes contained 15 players ranked in the Top-20 in the state of Illinois by Prep Baseball Report, more than any other university.

He took over the ISU program after serving one season as the team's associate head coach and promptly posted the most successful first-year head coaching stint in program history. Kingston led the 2010 Redbirds to their first-ever share of the MVC regular-season title, their first MVC Tournament title since 1994 and their first NCAA Tournament victory since 1976. ISU's 32-24 record was the most wins for the Redbirds since 1999.

In 2011, Kingston guided the team to a then-record season win total (36-18), including a marquee victory at Miami (Fla.), and placed seven players on the All-MVC team. The following year (2012) ISU went 33-19 and posted a 10-game win-streak, the program's longest since 1984. Closer Kenny Long was selected by the Houston Astros in the 22nd round of the MLB First-Year Player Draft, marking three-consecutive seasons in which a Redbird was selected in the MLB draft.

In 2013, Kingston guided ISU to a program-best 39 wins (39-19), posted a school-record 12-game winning streak, won the MVC outright for the first time in school history and set a Valley-record with eight first-team All-MVC selections. Offensively, ISU paced the MVC in batting average, on-base percentage, slugging percentage and home runs and the pitching staff fired a program-record 13 complete games, including 10 shutouts.

Prior to his stint at ISU, Kingston was part of 500 wins (500-279-2) in 13 seasons as an assistant coach and was widely respected as one of the top assistants in the nation. He spent the previous seven years at Tulane University, serving as recruiting coordinator throughout his tenure and as associate head coach the final five seasons with the responsibility of overseeing recruiting, coaching hitters and developing catchers and infielders.

At Tulane, Kingston's recruiting and coaching efforts helped the Green Wave to six postseason appearances, two NCAA Super Regionals and a berth in the 2005 College World Series. The 2005 Green Wave team was seeded as the top team overall while also receiving the top academic honor in Omaha. Tulane averaged nearly 42 wins per season with Kingston on staff.

Kingston recruited or coached seven players who became All-Americans at Tulane, including James Jurries (2002) and Michael Aubrey (2003). The Green Wave sluggers became the first hitters in 18 years to hit .400 for the season and both earned Conference USA Player of the Year recognition. Aubrey was selected by the Cleveland Indians 11th overall in 2003, the highest Tulane player ever taken in the draft.

Prior to Tulane, Kingston spent two years at Miami (Fla.), where he helped the Hurricanes capture the 2001 College World Series as the No. 1 overall seed. While at Miami, the Hurricanes finished with top-five school single-season marks in batting average, runs scored and slugging percentage, and led the nation with 228 stolen bases in 2001. In the run to the 2001 national title, the 'Canes had an NCAA-best 17-0 run to end the season and set a College World Series record with 12.3 runs per game while hitting .373 as a team in Omaha.

Kingston spent one year as an assistant at Illinois State, helping the 1999 Redbirds set then-school records for wins in a season (35), runs scored, RBI, doubles, hits and walks, while finishing second in school history in home runs, total bases and batting average.

Kingston began his coaching career with two seasons at Purdue, helping the Boilermakers post three of the top-seven batting averages in school history and place five position players on the All-Big Ten team after not posting any the year before his arrival.

A 1995 graduate of North Carolina with a degree in communications, Kingston was part of the 1989 Tar Heels squad that won an Atlantic Coast Conference regular-season title and advanced to the College World Series. He also helped the team win the ACC Tournament and advance to NCAA Regionals in 1990 as a sophomore. Kingston received the Trippe Bourne "Most Dedicated Player" Award for his outstanding work ethic and leadership during his junior campaign, and was named a team captain his senior season.

Drafted by the Milwaukee Brewers out of North Carolina in 1992, the Northern Virginia native played professionally for five seasons with Milwaukee and the Chicago Cubs organizations.

Kingston attended Potomac High School (Virginia), where he developed into a Collegiate Baseball Top-50 Prospect and was drafted by the New York Yankees after leading his team to the 1988 state championship. In 2006, Kingston was inducted into the Potomac Hall of Fame.

Kingston and his wife, the former Letitia Kelly, have three children, Kailyn Grace, Cameron James and Kathryn Patricia. He also wrote and produced two instructional videos for Championship Productions, "Keys to Consistent Hitting" and "Catching Drills and Fundamentals." He also was the only assistant coach chosen to write a chapter in "The Baseball Drill Book" produced by the American Baseball Coaches Association.

THE KINGSTON FILE

313-207-1 Overall Coaching Record

Birthdate: May 16, 1970
 Birthplace: Buffalo, N.Y.
 High School: Potomac (Dumfries, Va.)
 College: North Carolina (1995)

COACHING EXPERIENCE (22 YEARS)

Present University of South Carolina
 Head Coach
 2015-17 University of South Florida
 Head Coach
 2010-14 Illinois State University
 Head Coach
 2009 Illinois State University
 Assistant Coach
 2002-08 Tulane University
 Assistant Coach
 2000-01 University of Miami
 Assistant Coach
 1999 Illinois State University
 Assistant Coach
 1997-98 Purdue University
 Assistant Coach

COACHING ACHIEVEMENTS

- One National Championship (Miami, 2001)
- Two College World Series Appearances (2001, 2005)
- Five Super Regional Appearances (2000, '01, '04, '05, '18)
- 12 NCAA Tournament Appearances
- 2010 MVC Tournament Champions
- 2013 MVC Regular Season Champions

ATHLETIC EXPERIENCE

- University of North Carolina (1989-92)
- Helped the Tar Heels to the 1989 College World Series and the 1990 ACC Tournament title
- Drafted by Milwaukee in the 1992 MLB Draft
- Spent five season in pro baseball with Milwaukee and the Chicago Cubs
- Drafted by the New York Yankees out of high school



South Carolina Spring 2019 Numerical Roster

ACTIVE ROSTER

No.	Name	Pos.	B-T	Ht.	Wt.	Cl.-Exp.	Hometown	Previous School
2	Noah Campbell	INF	S-R	6-0	200	So.-1L	Durham, N.C.	Cardinal Gibbons HS
3	Brady Allen	OF	R-L	6-0	212	Fr.-HS	Lakeland, Fla.	George Jenkins HS
4	Jonah Beamon	INF	S-R	5-6	172	Fr.-HS	Charlotte, N.C.	Charlotte Christian HS
5	TJ Hopkins	OF	R-R	6-0	195	Sr.-3L	Summerville, S.C.	Summerville HS
6	George Callil	INF	R-R	6-4	187	Jr.-JC	Melbourne, Australia	McLennan CC
7	Jacob Olson	UTIL	R-R	6-0	200	Sr.-2L	Monroe, Ga.	West Georgia Tech JC
8	Jacob English	INF	R-R	5-9	161	Fr.-HS	Murrells Inlet, S.C.	Saint James HS
10	Nick Neville	INF	L-R	6-0	194	Jr.-JC	Fairfax, Va.	San Jacinto CC
11	Andrew Eyster	OF	R-R	6-3	210	So.-JC	Ocala, Fla.	Santa Fe College
12	Josiah Sightler	INF/LHP	L-L	6-3	216	Fr.-HS	Gaston, S.C.	Swansea HS
13	Graham Lawson	RHP	R-R	6-1	227	Sr.-2L	Woodruff, S.C.	Spartanburg Methodist College
14	Luke Berryhill	C	R-R	6-1	227	Jr.-JC	Canton, Ga.	Walters State CC
15	Daniel Lloyd	RHP	R-R	6-1	211	Fr.-HS	Summerville, S.C.	Summerville HS
16	John Gilreath	LHP	L-L	5-11	183	So.-1L	Rock Hill, S.C.	Northwestern HS
20	Reid Morgan	RHP	R-R	6-0	187	Jr.-JC	Kingwood, Texas	San Jacinto CC
21	Carmen Mlodzinski	RHP	R-R	6-2	216	So.-1L	Hilton Head, S.C.	Hilton Head HS
22	Logan Chapman	RHP	R-R	6-1	189	So.-1L	Liberty, S.C.	Easley HS
23	Sawyer Bridges	RHP	R-R	5-11	190	Jr.-2L	Summerville, S.C.	Summerville HS
24	Ian Jenkins	OF	R-R	5-11	222	Fr.-RS	Suwanee, Ga.	Collins Hill HS
26	Quinntin Perez	INF	S-R	5-8	194	Jr.-JC	Orcutt, Calif.	Allan Hancock College
27	Gage Hinson	RHP	R-R	6-3	200	Sr.-1L	Lancaster, S.C.	Spartanburg Methodist College
28	Ridge Chapman	RHP	R-R	6-0	210	Sr.-1L	Tailors, S.C.	Spartanburg Methodist College
31	Joel Brewer	OF	R-R	5-11	190	Fr.-HS	Tampa, Fla.	Tampa Jesuit HS
33	Chris Cullen	C	R-R	6-5	221	Sr.-3L	Cumming, Ga.	West Forsyth HS
35	Jordan Holladay	INF	R-R	5-11	226	Fr.-RS	Sumter, S.C.	Sumter HS
36	TJ Shook	RHP	R-R	6-3	209	So.-1L	Irmo, S.C.	Dutch Fork HS
37	Cam Tringali	RHP	R-R	6-4	218	Fr.-RS	Columbia, S.C.	Cardinal Newman HS
38	Wes Clarke	C	R-R	6-2	207	Fr.-HS	Forest, Va.	Liberty Christian Academy
40	Wesley Sweatt	RHP	R-R	6-2	203	Fr.-HS	Rock Hill, S.C.	Northwestern HS
41	Cole Ganopulos	LHP	L-L	6-0	215	Jr.-JC	Jonesboro, Ga.	Chattahoochee Valley CC
43	Hayden Lehman	RHP	R-R	6-0	206	Jr.-JC	Marietta, Ga.	Walters State CC
44	Parker Coyne	RHP	R-R	6-2	191	So.-1L	Suwanee, Ga.	North Winnett HS
47	Dylan Harley	LHP	L-L	6-2	209	Fr.-HS	Summerville, S.C.	Cane Bay HS
48	Julian Bosnic	LHP/OF	L-L	6-2	205	Fr.-HS	Lutz, Fla.	Berkeley Prep
49	Brett Kerry	RHP	R-R	5-11	190	Fr.-HS	Clemmons, N.C.	Wesleyan Christian Academy

Coaching Staff

- HEAD COACH**
- ASSISTANT COACH**
- ASSISTANT COACH/PITCHING**
- ASSISTANT COACH**
- STUDENT ASSISTANT COACH**
- DIRECTOR OF PLAYER DEVELOPMENT**
- DIRECTOR OF OPERATIONS**
- DIRECTOR OF SPORT PERFORMANCE**
- ATHLETIC TRAINER**
- DIRECTOR OF EQUIPMENT**

- GRADUATE ASSISTANT ATHLETIC TRAINER**
- BULLPEN CATCHERS**
- STUDENT MANAGERS**

- STUDENT ATHLETIC TRAINERS**

- 17 Mark Kingston (2nd season as head coach) (North Carolina, 1995)
- 39 Mike Current (2nd season) (Blackburn, 2005)
- 25 Skylar Meade (2nd season) (Louisville, 2007)
- 19 Stuart Lake (3rd/7th season) (Charleston Southern, 1994)
- 46 Justin Row
- Trip Couch
- Tyson Lusk
- Billy Anderson
- Bryan Wells
- Ryan Fischer

- Dan Spaulding
- Sam Jones, Michael Silvestre
- Chipper Brown, Blaire Epting, Lauren Greenlee, Holden Harkey, Gordon Lisle,
- Gavin Pence, Alex Wright
- Emily Buccigross, Will Cosby, Hannah Davis

Pronunciations

- George Callil CAH-leel
- Andrew Eyster EYE-stur
- Cole Ganopulos gah-KNOP-oo-lus
- Carmen MLODZINSKI
- muh-GIN-skee



#2 NOAH CAMPBELL



#3 BRADY ALLEN



#4 JONAH BEAMON



#5 TJ HOPKINS



#6 GEORGE CALLIL



#7 JACOB OLSON



#8 JACOB ENGLISH



#10 NICK NEVILLE



#11 ANDREW EYSTER



#12 JOSIAH SIGHTLER



#13 GRAHAM LAWSON



#14 LUKE BERRYHILL



#15 DANIEL LLOYD



#16 JOHN GILREATH



#20 REID MORGAN



#21 CARMEN MLODZINSKI



#22 LOGAN CHAPMAN



#23 SAWYER BRIDGES



#24 IAN JENKINS



#26 QUINNTIN PEREZ



#27 GAGE HINSON



#28 RIDGE CHAPMAN



#31 JOEL BREWER



#33 CHRIS CULLEN



#35 JORDAN HOLLADAY



#36 TJ SHOOK



#37 CAM TRINGALI



#38 WES CLARKE



#40 WESLEY SWEATT



#41 COLE GANOPULOS



#43 HAYDEN LEHMAN



#44 PARKER COYNE



#47 DYLAN HARLEY



#48 JULIAN BOSNIC



#49 BRETT KERRY



MARK KINGSTON
HEAD COACH



MIKE CURRENT
ASSISTANT COACH



SKYLAR MEADE
ASSISTANT COACH



STUART LAKE
ASSISTANT COACH



TRIP COUGH
DIR. OF PLAYER
DEVELOPMENT



JUSTIN ROW
STUDENT
ASSISTANT COACH



TYSON LUSK
DIR. OF OPERATIONS



BILLY ANDERSON
DIR. OF SPORT
PERFORMANCE



RYAN FISCHER
DIR. OF EQUIPMENT



BRYAN WELLS
ATHLETIC
TRAINER